



GORILLA™

	5 ● \$20.00	4 ● \$4.00	3 ● \$0.80	2 ● \$0.20	 Substitutes for all symbols except Scatter.										
<table border="1"> <tr> <td>5 ● \$10.00</td> <td>4 ● \$3.00</td> <td>3 ● \$0.80</td> <td>2 ● \$0.08</td> </tr> </table>	5 ● \$10.00	4 ● \$3.00	3 ● \$0.80	2 ● \$0.08		 3 ● \$4.00 + 10 Free Games									
5 ● \$10.00	4 ● \$3.00	3 ● \$0.80	2 ● \$0.08												
<table border="1"> <tr> <td>5 ● \$8.00</td> <td>4 ● \$2.00</td> <td>3 ● \$0.40</td> </tr> </table>	5 ● \$8.00	4 ● \$2.00	3 ● \$0.40	<table border="1"> <tr> <td>5 ● \$8.00</td> <td>4 ● \$1.60</td> <td>3 ● \$0.40</td> </tr> </table>	5 ● \$8.00	4 ● \$1.60	3 ● \$0.40	<table border="1"> <tr> <td>5 ● \$4.00</td> <td>4 ● \$0.60</td> <td>3 ● \$0.20</td> </tr> </table>	5 ● \$4.00	4 ● \$0.60	3 ● \$0.20	<table border="1"> <tr> <td>5 ● \$4.00</td> <td>4 ● \$0.40</td> <td>3 ● \$0.20</td> </tr> </table>	5 ● \$4.00	4 ● \$0.40	3 ● \$0.20
5 ● \$8.00	4 ● \$2.00	3 ● \$0.40													
5 ● \$8.00	4 ● \$1.60	3 ● \$0.40													
5 ● \$4.00	4 ● \$0.60	3 ● \$0.20													
5 ● \$4.00	4 ● \$0.40	3 ● \$0.20													

© NOVOMATIC

MENU LINES 50 TOTAL BET + \$1.00 MAX BET AUTO START

GORILLA™

WILD Substitutes for:

3x SCATTER Triggers 10 Free Games

Appears on reels 1, 2 and 3 only

During the feature:
Free Games can be won again once with 5 Free Games only!

During the feature:
Every Free Game an extra WILD is added to reel 2, 3, 4 and 5!

MENU LINES 50 TOTAL BET + \$1.00 MAX BET AUTO START



Gorilla™

GAME RULES

- This page contains information on how to play this game.
- Please scroll down to read through all topics.

Getting started

- When you start the game, you enter a lobby where you can choose a machine to play this game. Simply click on "Play now" or a vacant machine to begin playing!
- This game is a game for one player - the gameplay of other players does not affect yours. Each game starts when you place a bet and ends when you leave the application.
- In the lobby, you may see other players in the same game sitting at a machine. By clicking such a machine, you are entering "spectator mode" and can watch a different player play. You are not able to influence the game which you are spectating in any way.
- Please choose the amount that you would like to take with you into the game directly after entering it.

Playing

- You choose the total bet per round via the "Total Bet" button.
- The minimum bet per round is \$0.01.
- The maximum bet per round is \$100.00.
- The "Start" button begins a round of play.
- Each round is independent of previous rounds.
- All game outcomes are independent and randomly determined.
- When you start a round, the bet is deducted from the balance you've paid in.
- At the end of a round, the console displays your win, if any.

Win Lines

- This game has 5 reels and 50 win lines.

Autoplay

- Clicking on "Auto" starts automatic spins.
- If "Autoplay" is activated the button label becomes green. Clicking it again stops the automatic spins.
- Autoplay stops automatically when the total bet is higher than your current funds.
- Autoplay stops automatically when a feature is awarded.

Winnings

- Winning combinations and payouts are made according to the paytable.
- Symbol payout values shown in the paytable are dynamic and change in accordance with the selected bet value.
- All wins start on the leftmost reel and are for combinations of a kind, consecutive from left to right on selected lines, except scatters. Scatter symbols pay regardless of their position.

RTP Range

- The theoretical RTP (return to player) value for this game is 95.09%.
- The theoretical RTP is calculated as total win/total bet over a large number of games played and reflects the prizes awarded by a game as a percentage of all bets made. The actual RTP can vary widely in either direction for a small number of games due to statistical variance.

Connection Loss

- In case you lose your network connection, the game will proceed to complete the current round of play automatically after a delay of 2 hours absence from the game.
- If you reconnect into the game earlier, you are able to continue playing the current round.
- This includes all settings such as number of lines and bet.
- If this round contains multiple spins (e.g. free games feature), the game will determine your winnings based on the game's expected win values.

Malfunction voids all pays and plays.

The prizes are paid in accordance with the payout table available on the game interface.

Any game in progress for more than 2 hours will be completed and the corresponding prize, if any, will be deposited into the account.

All line combinations start at the leftmost reel.

GAME FEATURES



Gambling

- With your current stake, a maximum of \$ 500.00 can be bet while gambling.
- For higher wins or during autoplay, gambling is not possible.

USER INTERFACE

Buttons







The table below lists the different buttons found in the game and describes their functions.

	<p>Start: Start a game round at the current bet level.</p>
	<p>Total Bet: See available bet options or press + or - to increase or decrease your current bet.</p>
	<p>Max Bet: Set your bet to the maximum available bet.</p>
	<p>Auto: Start Autoplay (for more details on Autoplay see the "Game Rules" section).</p>
	<p>Lines: Change the number of lines. If this button is greyed out, you cannot change the number of lines.</p>
	<p>Open the menu to access: The paytable, deposit options, settings, replay mode or help screen. You can find more details on the available menu options below.</p>
	<p>In "Settings": Toggle the "Gambling" switch from "Off" to "On" to turn on the option to gamble your winnings during the game. Gamble: Enter the "Gamble Game" where you can double your winnings with odds of 50:50. For more details on the Gamble Feature, see the "Game Features" section.</p>
	<p>In the paytable: click the arrow buttons to scroll through the paytable. Pressing "X" brings you back to the game again.</p>
	<p>Exit: Exit the game.</p>
	<p>Change sound settings (sound & music, sound only or sound off).</p>
	<p>Toggle between fullscreen and windowed mode.</p>
	<p>In replay mode: press left or right to step through your last played rounds. Press the "Play" button to see the complete round again.</p>

When playing on a mobile or tablet, you can move the buttons by dragging and dropping them to the positions you want.

Keyboard Input

The table below lists the supported keyboard shortcuts and describes their functions.

	Space <ul style="list-style-type: none">- Starts a new round.- Collects your current winnings.
	Left Arrow <ul style="list-style-type: none">- Decreases the current bet until the minimum possible bet has been reached.- Starts the gamble feature when your current winnings can be gambled.- Chooses the red card during the gamble feature.
	Right Arrow <ul style="list-style-type: none">- Increases the current bet until the maximum possible bet has been reached.- Starts the gamble feature when your current winnings can be gambled.- Chooses the black card during the gamble feature.
	Up Arrow <ul style="list-style-type: none">- Increases the currently configured number of lines until the maximum possible line setting has been reached.- Increases the currently configured game mode and enables "Extra Bet" when the maximum possible setting is reached.- Changes to the next higher "win ways" setting until the maximum possible setting has been reached.
	Down Arrow <ul style="list-style-type: none">- Decreases the currently configured number of lines until the minimum possible line setting has been reached.- Decreases the currently configured game mode and disables "Extra Bet" when it's currently enabled.- Changes to the next lower "win ways" setting until the minimum possible setting has been reached.
	Tab <ul style="list-style-type: none">- Opens the payable.- Navigates to the next page when pressed while the payable is in view.- Closes the payable again when pressed on the last page.

Paytable & Info

- The payable lists the symbols, winning combinations and payouts of the game.
- The payable always shows the prizes for the currently selected bet and number of lines.
- It consists of multiple pages which can be accessed by using the arrow buttons.

Deposit

- You can top up your gaming account by making a deposit via the "Deposit" button in "Menu". You can use the slider to choose how much of your remaining account balance you wish to add to your current session.
- If you do not have enough funds on your account balance to add more to your current session, you can top up your account via the website.

Replay

- With the replay option you are able to rewatch your previous rounds.
- For an overview about the controls in replay-mode find details in the user interface table above.

Help

- This button displays the ingame help.

Exiting the game

- You can exit the game at the end of each round.

VERSIONS

Game Certification

- Game Certification Version: 1.74.0 (1.0.0)

Game Server

- Game Server Build Technology: novoSDK
- Game Server Factory Version: 1.10.54.0
- Game Server Build Version: 1.74.0
- Game Math Versiön: 1.0.0

Game Client

- Game Client Build Technology: novoSDK

Manufacturer and Supplier

- Manufacturer: Greentube GmbH
- Supplier: Greentube GmbH