



## INTRODUCTION

Blackjack IN FOR 6!™ is a Blackjack casino game where you play against the house to try and obtain a hand with a value which is greater than that of the dealer, without going over 21. Included is an optional IN FOR 6!™ side bet where an initial hand with a value of 6 has a chance to win up to 500x for one hand.

## CARDS

This game is played with an 8-deck pack of cards that are shuffled after each game. Aces count as 1 or 11 (player's choice). Kings, Queens, Jacks and Tens count as 10. The 9, 8, 7, 6, 5, 4, 3 and 2 cards are counted at face value.

## TYPE OF HANDS

### INITIAL HAND

The first two cards dealt to a betting spot is called an initial hand.

### SOFT HAND

A soft hand is a hand that has an Ace that can be counted as 1 or 11. For instance, a hand that is composed of an 8 and an Ace is called a Soft 19 because the hand can be played with a total of 9 or 19.

### HARD HAND

A hard hand is a hand that can be counted with the face value of each card and if there is an Ace card, the Ace is counted as 1. For instance, a hand that is composed of a 10-value card, a 6-value card and an Ace card is called a Hard 17 because the Ace can be counted only as 1 otherwise it will exceed 21.

### BUSTED HAND

A hand that has a hard count exceeding 21.

### BLACKJACK

If the initial hand is an Ace with any 10-value card (10, Jack, Queen or King), that hand is called a Blackjack.

## HOW TO BET

Select your bet amount by clicking on the chip selector and then on the desired chip. Place a chip on the table by clicking anywhere on one of the three betting spots in front of you. You can bet on up to three betting spots. The value of the chip will be displayed next to it. Continue until the total amount that you wish to bet (within the minimum and maximum table limits) is displayed on the table. If you make a mistake, you may click on UNDO (to undo the last action) or CLEAR (to remove all bets on the table).

The IN FOR 6!™ side bet is optional on each betting spot and becomes available only after you have placed a bet on the base game betting spot.

NOTE: At the end of each game, you may place a new bet for the next game or click on REBET to place the same bet as in the previous game. Clicking on REBET again will add the bets of the previous game to any bets on the table.

## HOW TO PLAY

To begin, place your desired bet and then click on DEAL.

Two cards are dealt to you face up for each betting spot on which you have placed a bet. Each hand is played separately, with game buttons indicating which hand is in play. The dealer is dealt a first card face up, and a second one face down.

If the dealer's face up card is an Ace, the dealer will offer you an Insurance bet. See Insurance bet section for more details.

If the dealer's face up card is a 10 or a face card, the dealer will check (peek) his face down card to verify if he has a Blackjack or not. If the dealer has a Blackjack, the dealer will flip and reveal his face down card. All hands in play are losing hands, except if your hand is a Blackjack, which will be a push.

If the dealer does not have a Blackjack, the game will carry on, and depending on the value of your hands, you will be offered the following options for each hand in play:

### HIT

Draw another card by clicking on the HIT button.

### STAND

Keep your hand as is by clicking on the STAND button.

NOTE: If the value of one of your hands is a HARD 21, STAND will automatically be selected for you.

### DOUBLE DOWN

You may choose to double your initial bet on any hand if it is composed of only two cards and if the hand is not a Blackjack. When you Double Down your bet, the game will automatically place an additional bet, which will be the same amount as your initial bet, and you will receive only one card.

### SPLIT

If your first two cards have the same value, you can split them apart and play each of them separately. When you choose Split, the game will automatically place an additional bet which will be the same amount as your initial bet. The dealer will deal a second card to your split hand. You need to complete your play for each split hand before moving to the next one. You can split up to three times for each hand in play.

### SPLITTING ACES

When you split Aces, you will be dealt only one additional card on each Ace and your hand will STAND automatically. The game will automatically place an additional bet which will be the same amount as your initial bet. If you are then dealt a 10 or a face card, your hand is counted as HARD 21 and is not considered as a Blackjack.

### DOUBLE DOWN AFTER SPLIT

Once you split and receive a second card, you can Double Down on your initial bet.

## LATE SURRENDER

Surrender allows you to forfeit your hand and lose only half of your bet, but only if the dealer does not have a Blackjack hand.

## INSURANCE SIDE BET

If the dealer's face up card is an Ace, you can insure your hand by adding an insurance bet. Two buttons appear on the active hand, asking whether or not you wish to insure that hand. You must answer that question, in sequence, for each hand in play. If you choose to insure a hand, the insurance bet amount is half of your initial bet on this hand and is placed automatically. The dealer then checks his face down card to see if he has a Blackjack.

If the dealer has a Blackjack, you lose your initial bet on that hand but win 2 to 1 on your insurance bet. If the dealer does not have a Blackjack, you lose your insurance bet on the hand and the game continues.

## EVEN MONEY

If any of your hands are a Blackjack hand, you have the option of taking EVEN MONEY instead of buying Insurance.

Even Money pays 1 to 1 your initial bet instead of the regular Blackjack payout which is 3 to 2. If you choose Even Money, the dealer will pay your initial bet 1 to 1 and the game ends for that hand. If you refuse Even Money, the game will carry on and the Dealer will verify if their hand is a Blackjack hand or not.

If the dealer has a Blackjack, your Blackjack hand will be a push. If the dealer does not have a Blackjack, your Blackjack hand will be paid the regular Blackjack payout which is 3 to 2.

## HOUSE STRATEGY

In Blackjack In For 6!™, the dealer stands on any 17.

NOTE: If one of your hands goes over 21 (busts), you lose that hand and its initial bet. If you have no other hands in play, the dealer is not required to pursue house strategy. He turns over his face down card and the game automatically ends.

## PAYOUTS FOR WINNING HANDS

Your hand wins if it:

- Totals 21 or less and beats the dealer's hand;
- Totals 21 or less and the dealer goes over 21 (busts);
- Is a Blackjack and the dealer's hand is not a Blackjack.

A winning hand (a regular winning bet) pays 1 to 1 on the initial bet.

A Blackjack pays 3 to 2.

An insurance bet pays 2 to 1.

When totals are identical (a 'push'), you recover your initial bet.

A Double Down bet pays 1 to 1.

## IN FOR 6!™ SIDE BET

The IN FOR 6!™ side bet becomes available for each hand after a bet has been placed on the corresponding hand. You may then bet any amount that you wish (within the table limits) on the side bet betting spot.

You win the IN FOR 6!™ side bet when the value of the first two cards dealt to you in your initial hands is equal to 6.

- Ace/5, 5/Ace, 2/4 or 4/2 count as an Easy 6 and pay out 5x the original bet.
- A pair of 3's count as a Hard 6 and trigger the bonus game.



## IN FOR 6!™ BONUS GAME

At the start of the bonus game a set of three prize multipliers are displayed briefly and then randomly assigned to each of the three footballs on screen, hidden behind the football. You must click and choose one of the three footballs to reveal and win the prize multiplier.

The prize multipliers selected for the bonus game will depend on the Hard 6 hand:

- Exacta Pair - a pair of 3's of the same suit can reward you with 150x/300x/500x
- Coloured Pair - a pair of 3's of the same color can reward you with 80x/160x/250x
- Mixt Pair - a pair of 3's of different color and suit can reward you with 30x/60x/100x

Your side bet will be multiplied by the winning prize multiplier which gives you your total win for the side bet. Side bets are resolved as soon as the initial draw for all active hands is completed. It is possible to place a side bet on all three hands and the outcome of one does not impact the other.

## TERMS AND RETURN TO PLAYERS

The expected return for this game is 99.64%. The expected return for the optional In for 6!™ side bet is 92.02%. This reflects the theoretical return across many plays.

In accordance with fair play gaming practices, the outcome of each and every game is completely independent.

The chances of getting a particular outcome are always the same at the start of every game.




Malfunction voids all pays and plays.









The look and feel of the game and its individual components and displays are trade dress of Light & Wonder, Inc. and its subsidiaries. TM and © 2024 Light & Wonder, Inc. and its Subsidiaries. All rights reserved.








Client version: v1.4.3.post4+g5b4d9b6\_1.1.2



## BUTTON GLOSSARY

	<b>BETTING SPOT</b> Click on any of the 3 betting spots to place your bet.
	<b>IN FOR 6!™ BETTING SPOT</b> The IN FOR 6!™ side bet betting spot opens up once you have placed a standard bet.
	<b>DEAL</b> Start the game after placing your desired bets.

	<b>REBET</b> Place the same bet as the previous game.
	<b>UNDO</b> Remove the last bet you placed
	<b>CLEAR</b> Clear all bets currently on the table.
	<b>HIT</b> Add an additional card to your current hand.
	<b>STAND</b> Keep your current hand as is.
	<b>DOUBLE</b> Double your initial bet on your current hand if composed of only two cards.
	<b>SPLIT</b> Split and play your current hand separately if the first two cards are of the same value.
	<b>SURRENDER</b> Forfeit your current hand and lose only half of your bet.

	<p><b>MAIN MENU</b></p> <p>Access the list of options provided by the game.</p>
	<p><b>GAME SETTINGS</b></p> <p>Access additional game settings, such as audio settings.</p>
	<p><b>GAME RULES</b></p> <p>Display the game rules (this page).</p>
	<p><b>TABLE LIMITS</b></p> <p>Open the table limits information.</p>
	<p><b>DEALER VOICE</b></p> <p>Toggle between dealer voice enabled or disabled options.</p>
	<p><b>SAFETY RULES</b></p> <p>Enable or disable the safety warning for certain game actions. E.g. attempting to HIT on a Hard 20.</p>
	<p><b>PAYTABLE</b></p> <p>Display the payable for the In For 6!™ side bet.</p>

The prizes are paid in accordance with the payout table available on the game interface

Any game in progress for more than 24 hours will be cancelled, and the corresponding bet will be refunded.