

## Game Objective

The objective of **Football Studio Dice** is to guess which side will win by having the highest two-dice total. You can bet on Home (A), Away (B) and Draw (X).

## Game Rules

The game is hosted by a game presenter and played with four dice.

- Each dice is in an individual shaker: two for the Home (A) side and two for the Away (B) side.
- The top two shakers are the “First half”, and the bottom two shakers are the “Second half”.
- Both the First and the Second half shakers have one die for the Home (A) side and one for the Away (B) side.
- All dice shakers are turned on at the same time, in the last seconds of betting time.
- After the bets have been placed and the betting time is over, both First half dice come to rest simultaneously. A few seconds later, both Second half dice come to rest as well.
- The result is visible on the screen, and whichever side rolled the highest two dice total wins!

## Payouts

Your payout depends on the type of bet placed.

Bet	Pays
HOME (A)*	1:1
AWAY (B)*	1:1
DRAW (X)**	79:1 — Draw result is total 12 7:1 — Draw result is total 2-11

\*80% of your Home (A)/Away (B) bet is returned if Draw (X) wins

\*\*A payout of 7-79:1 plus the return of your bet equals a payout of 8-80x

Please note that any malfunction voids the game round and all eventual payouts for the round. Bets will be returned.

## Return to Player

The optimal theoretical return-to-player percentage:

- Home (A)/Away (B) — 97.75%
- Draw (X) — 95.68%

## Place Bets

The BET LIMITS panel shows the minimum and maximum allowed bet limits at the table, which may change from time to time. Open the Bet Limits to check your current limits.

## Football Studio Dice **\$1 – 500**

To participate in the game, you must have sufficient funds to cover your bets. You can see your current BALANCE on your screen.

BALANCE  
**\$ 100,000**

In the Immersive view, the TIMER informs you of the duration of betting time. After it expires, betting is closed and no more bets are accepted.



In the Classic view, the TRAFFIC LIGHTS tell you the current status in the game round by informing you when you can bet (GREEN light), when betting time is nearly over (YELLOW light), and when betting time has expired (RED light).

PLACE YOUR BETS

The CHIP DISPLAY allows you to select the value of each chip you wish to bet. Only chips of denominations that can be covered by your current balance will be enabled.



Once you have selected a chip, place your bet by simply clicking/tapping the appropriate bet spot on the game table. Each time you click/tap the bet spot, the amount of your bet increases by the value of the selected chip or up to the maximum limit for the type of bet you have selected. Once you have bet the maximum limit, no additional funds will be accepted for that bet, and a message will appear above your bet to notify you that you have bet the maximum.

NOTE: Please do not minimise your browser or open any other tab in your browser while betting time remains and you have placed bets on the table. Such actions may be interpreted as leaving the game, and your bets will therefore be declined for that particular game round.

The REPEAT button allows you to repeat all bets from the previous game round. This button is available only before the first chip is placed.



The DOUBLE (2x) button becomes available after you have placed any bet. Each click/tap doubles all your bets up to the maximum limit. Note that you must have a sufficient account balance to double ALL your placed bets.



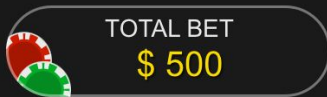
The UNDO button removes the last bet you placed.

UNDO



You can click/tap the UNDO button repeatedly to remove bets, one by one, in the reverse order in which they were placed. You can clear all your bets by holding the UNDO button.

The TOTAL BET indicator displays the total amount of all bets placed in the current round.



## Bet Statistics

Shows the percentages of all bets placed on Home (A), Away (B) and Draw (X).


## Scorecards

After each game round, the game result is recorded and displayed for you on the screen.



The scorecards use colours similar to the ones of the bet spot and the first letter of the bet spot name.

The two scoreboards on each side of the screen display the number of rounds won in a row by the corresponding bet spot. As soon as the opposite bet spot starts winning, the score of the other bet spot is reset to zero. If there is a Draw, the scoreboards remain unchanged.



## Chat

You can chat with the game host and other players. Enter your message in the CHAT field. To post your message, press Enter or the arrow button within the field.

Players who misuse the Chat by abusing the game host or other players or using inappropriate and/or offensive language will have their Chat privileges disabled.

Use the CHAT button to enlarge or, alternatively, to close the Chat window.



You can resize and move the Chat window anywhere on your screen.

## Game Number

Each game round is identified by a unique GAME NUMBER.

# 21:10:10

This number reflects when the game round began in terms of GMT by *hour: minute: second*. Please use this game number for reference (or take a screenshot of the game number) if you wish to contact Customer Service regarding a particular round.

## Sound

The SOUND button will mute/unmute all game sounds and voices from the game. Note that if you change tables, the sound will automatically unmute.



You can alter your sound settings by clicking/tapping the SETTINGS button and then selecting the SOUND tab.

## Game History

The HISTORY button will launch a window showing all game rounds you have played and the results of those rounds.



You can review your past gaming activity by viewing your:

- ACCOUNT HISTORY — shows your complete account history as a list of dates, games, bet amounts and payouts. The game round completed most recently appears at the top of the list.
- GAME HISTORY — shows your history related to a particular game once you click/tap the game in the GAME column.

## Settings

The SETTINGS button launches a menu of user-changeable settings.

Your chosen settings will be applied at once and will be stored in your profile. Stored settings will be launched automatically when you log in from any device.

You can alter your general and game settings.



### GENERAL

You can hide/unhide other players' chat messages.

## VIDEO


Your video quality is auto-adjusted, but you can manually change your video quality by selecting the specific stream.

## SOUND

You can mute/unmute all game sounds and voices and adjust their relative volumes.

## Deposit and Withdraw

The CASHIER button will open the cashier/banking window for deposits and withdrawals.



## Responsible Gaming

The RESPONSIBLE GAMING button allows you to access the page outlining the Responsible Gaming policy. This page provides useful information and links regarding responsible online gaming behaviour and how to set limitations to your game sessions.



## Error Handling

If there is an error in the game, system or game procedure, the game round will be temporarily paused while the game host notifies the service manager. You and other players will be notified via Chat, or by an on-screen pop-up message, that the issue is being investigated. If the manager can immediately resolve the error, the game round will continue as normal. If immediate resolution is not possible, the game round will be cancelled, and the initial bets will be refunded to all the players who participated in the game round.

## Disconnection Policy

If you are disconnected from a game round, any placed bets remain valid and are settled in your absence. Upon reconnecting, you can view the bet outcomes in the History window.

## More Games

The LOBBY button can be selected at any time from any game.

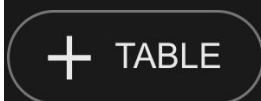


It allows you to easily change the game table or select any other live game. You will not be removed from this game until you have actually selected the new game/table you wish to join. You can use the LOBBY to browse other games while still playing in your current game.

## Multi-Game Play

If you enjoy non-stop action, you can join more than one game table — then view and play them simultaneously, all in the same browser window!

After you have joined at least one game table, click on LOBBY. In the lobby or game, click the +TABLE button associated with that table to join it. Certain tables may be unavailable for multi-game play and will therefore not display a +TABLE button.



After you have joined multiple tables, you will be able to resize your browser window as a whole, but you will not be able to resize each game table window separately.

You can exit any table without affecting your presence at other tables you have joined. To exit a table, click the X button.

Please note:



- You will automatically exit a table if you join the same table through a different device/browser.
- If you click directly on a table icon instead of the +TABLE button, you will merely *switch* tables instead of joining the chosen table *in addition* to the table you joined previously.

We kindly advise you to join only as many tables as your screen can accommodate while still allowing you to place bets deliberately and accurately.

## Shortcut Keys

Shortcut keys can be used to quickly perform useful game functions.

KEY	FUNCTION
Number Keys from 1 onwards	Select the desired chip from the chip display. Key "1" corresponds to the leftmost chip with the lowest value. Key "2" selects the next highest value chip, and so on.
SPACEBAR	Repeat your most recent bet. Press SPACEBAR a second time to double your bet.
CTRL+Z (CMD+Z), DELETE, BACKSPACE	Undo your last bet. Hold for 3 seconds to remove all your bets.
ESC	When applicable, the ESC key can be used to: <ul style="list-style-type: none"> <li>• Exit full-screen mode</li> <li>• Close an open pop-up window (History, How To Play, Settings, etc.)</li> </ul>