

Multiplayer Baccarat Squeeze

How To Play

Game Objective

The objective in Baccarat Squeeze is to predict whether the Player or Banker hand will win by having the value closest to 9.

Game Rules

The game is played with eight standard 52-card decks. Card values are as follows: aces equal 1; cards 2-9 are face value; 10s, jacks, queens, and kings equal 0.

Each card's suit (hearts, spades, clubs, or diamonds) is irrelevant to the game.

Before the cards are dealt, you can bet on the Player or the Banker winning the round by having a hand value closest to 9, or bet on Tie if you expect equal hand values on Player and Banker. Additionally, you can bet on any of the Player Pair or Banker Pair Side Bets, which pay if the first two cards dealt to the Player/Banker constitute a pair. These Side Bets are independent of the main Player, Banker, or Tie bets.

The Player and the Banker are each dealt a two-card hand. A third card may be dealt to the Player, Banker or both depending on the value of their hand.

Hand values are calculated by dropping the tens digit for sums of 10 or more. For example, a 4 and 8 (totaling 12) count as 2.

When a "natural" 8 or 9 from the initial two cards for Player or Banker occurs, no more cards are dealt. With 0-7, a third card may be drawn, following the "Third Card Rule". The Player always goes first.

Player's Hand

Player's Initial two-card hand	Player Action
0, 1, 2, 3, 4 or 5	Draws a third card
6 or 7	Stands
8 or 9	No third card drawn to either hand

Banker's Hand

Banker's Initial two-card	Value of third card drawn by Player										
	No third card	0	1	2	3	4	5	6	7	8	9
0	D	D	D	D	D	D	D	D	D	D	D
1	D	D	D	D	D	D	D	D	D	D	D
2	D	D	D	D	D	D	D	D	D	D	D
3	D	D	D	D	D	D	D	D	D	S	D
4	D	S	S	D	D	D	D	D	D	S	S
5	D	S	S	S	S	D	D	D	D	S	S
6	S	S	S	S	S	S	S	D	D	S	S
7	S	S	S	S	S	S	S	S	S	S	S
8	S	S	S	S	S	S	S	S	S	S	S
9	S	S	S	S	S	S	S	S	S	S	S

D = Draw; S = Stand.

If the Player stands on a 6 or 7, the Banker draws on totals of 3, 4 or 5 and stands on 6.


Whoever gets the hand closes to a total of 9 wins. If both hands have equal values, the Tie bet wins and bets on the Player and Banker push (are returned to the player).

Squeeze



In Baccarat Squeeze, the player with the highest bet on Player or Banker is assigned the corresponding Player and Banker tokens and gets to squeeze the respective cards.

If two or more players tie for the highest bet on either the Player or Banker, the token goes to the player who reached the highest bet first.

After the initial 2 cards for Player and Banker, the players with the Player and Banker token have the privilege of revealing the corresponding initial cards and any third card that is drawn.



Press and hold any corner or edge to begin the squeeze. Drag the cursor/finger to reveal a portion of the card. Once a large enough portion of the card is revealed, then the whole card will turn face up.

	Use the ROTATE button to rotate the card horizontally or vertically.
	Use the REVEAL button to quickly turn the card face up.

NOTE: The numerical value of the card is hidden during the squeeze. The numerical value of each card will be displayed once the cards are back to their corresponding place on the table.

If another player is squeezing a card, you will see the corresponding cards on the table turn up one of their corners slightly without fully revealing the card.

When squeezing the card, you have 5 seconds per card to finish the squeeze. Otherwise, the game will automatically squeeze the card for you.

Side Bets

Pair side bets are optional and you may bet on them without having to place a bet on the Player, Banker or Tie bets.

Side Bet	Description
P. Pair	Pays if the first two cards dealt to the Player constitute a pair.
B. Pair	Pays if the first two cards dealt to the Banker constitute a pair.
A. Pair	Pays if either the Banker or the Player hand is a pair.

Payouts

Payouts are dependent on the type of bet placed.

BET	PAYS
Player	1:1

Banker	0.95:1 (5% commission is charged)
Tie	8:1
P. Pair	11:1
B. Pair	11:1
A. Pair	5:1 for Player or Banker pair. 5:1 for Player and Banker pair.

Please note that any malfunction voids the game round and all eventual payouts for the round are returned.

Return to Player

The optimal Return to Player (RTP) percentage for Baccarat Squeeze is:

BET	RTP
Banker	98.94%
Player	98.76%
Tie (8 to 1)	85.64%
Banker Pair	89.64%
Player Pair	89.64%
Either Pair	86.29%

Note: RTP is based on optimal strategy for Banker bet.


How to Bet

Open the Table Limits information to view the minimum and maximum allowed bet limits at this table by opening the game menu and pressing on the Table Limits button.

BET	MIN LIMIT	MAX LIMIT
Player Bet	1.00	1,000.00
Banker Bet	1.00	1,000.00
Tie Bet	1.00	125.00
Pair Side Bets	1.00	100.00

To participate in the game, you must have sufficient funds to cover your bets. You can view your current **BALANCE** indicator on the game information area.

The game displays a timer that informs you of the time allowed to place your bets. After it expires, betting is closed and no more bets are allowed.






The chip selector allows you to select the value of each chip you wish to bet. Once you have selected a chip, place your bet by pressing on the desired betting spot on the betting panel.



Each time you place a bet, the amount increases by the value of the selected chip, up to the maximum limit for the type of bet you have selected. No bet is placed if the chip denomination you have selected does not meet the minimum limits of the table. Once you have bet the maximum limit, no additional funds will be accepted for that bet. In both cases, a message will appear above your bet to notify you of the minimum and maximum table limits.

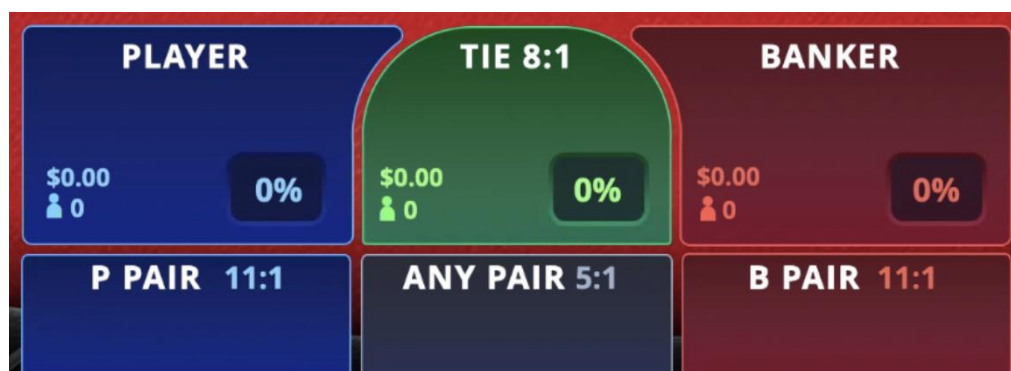
NOTE: Please do not minimize your browser or open any other tab in your browser while betting time remains and you have placed bets on the table. Such actions may cause your bets to be declined for that particular game round.

BUTTON	ACTION
	The UNDO button removes the last bet you placed.
	The REPEAT button allows you to repeat all bets from the previous game round.
	The DOUBLE button allows you to double the bet you have placed currently, up to the maximum limit. Note that you must have sufficient account balance to double all your placed bets.

The TOTAL BET indicator displays the total amount of all bets placed in the current round.

Bet Statistics

The betting panel shows live statistics for the total wager, number of players and the percentage of all bets placed on each of the Player, Tie or Banker betting spots.



Chat

Use the CHAT button to open or close the chat widget. You can send reactions to all players in the room by opening the chat window and selecting one of the listed reactions.



If you prefer to hide Chat reactions, you may disable them in the Main Menu.

Scoreboard

Baccarat history and outcomes for either the Player or the Banker using a particular shoe are recorded in the scoreboard. This visual tool of past round results and other statistics regarding the current shoe may help you in predicting the results of future rounds.

On Desktop, open the scoreboard via the corresponding button.



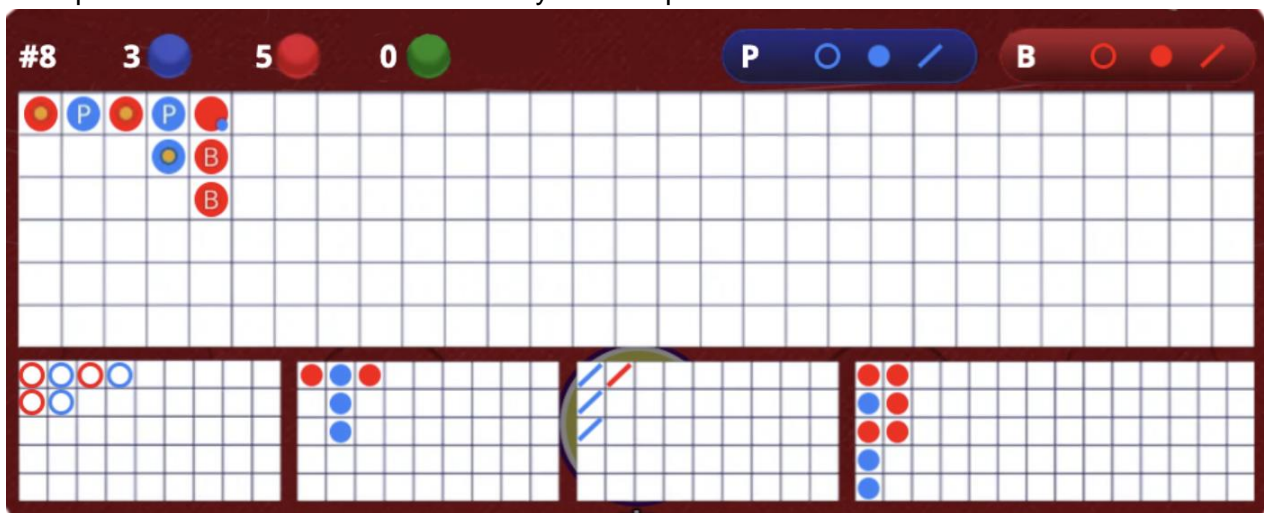
The Manual Road and Main Road display the results of each past round, while the Big Eye Road, Small Road and Cockroach Road display patterns derived from the Main Road.

Roads and shoe statistics are always cleared when a new shoe is started. Past results do not influence future outcomes in Baccarat.

MANUAL ROAD

Every bead on the Manual Road symbolizes the outcome of a round in the current shoe. The result of the earliest round is recorded in the upper left corner. Following results are recorded from top to bottom, then continue at the top of the adjacent column to the right.

A red bead indicates a Banker win. A blue bead indicates a Player win. A green bead indicates a Tie. A red dot in the bottom right corner of a cell means the Banker had a pair. A blue dot in the top left corner of a cell means the Player had a pair.




MAIN ROAD

Every bead on the Main Road symbolizes the outcome of a round in the current shoe. The result of the earliest round is recorded in the upper left corner. Whenever the winning streak shifts from Banker to Player or vice versa, a new column begins directly to the right.

A red bead indicates a Banker win. A blue bead indicates a Player win. A tie is recorded as a green diagonal line placed on the bead of the previous Player or Banker result. Naturals are recorded with a small yellow dot in the middle of the bead.

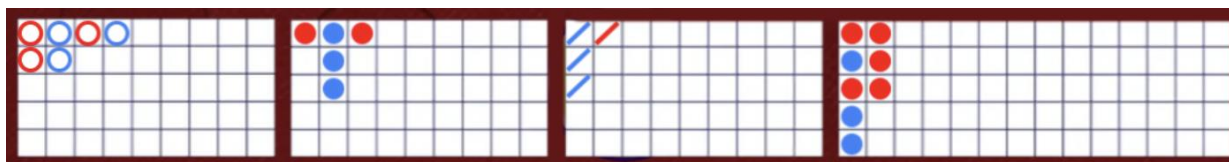
If the first round results in a tie, the green line will appear first and then the red or blue bead of the following round will appear underneath. Two or more consecutive ties are recorded with more green lines.

Consecutive wins are registered downwards until they reach the end of the column, at which point they form a “dragon’s tail”, bending to the right and continuing in this direction until the streak breaks. If consecutive wins on a different column meets a prior dragon’s tail, it forms its own dragon’s tail.



DERIVED ROADS

The Big Eye Road, Small Road and Cockroach Road display patterns derived from past results recorded in the Big Road. The Big Eye Road uses outlined circles, the Small Road uses solid circles and the Cockroach Road uses diagonal lines. However, in these derived roads, the colors red and blue do not correspond to Banker and Player wins, and there is no way to indicate ties or pairs. In derived roads, the red entries are a sign of order, whereas the blue entries signal a more erratic, chaotic shoe.



The derived roads do not start at the very beginning of a shoe. They start with the hand following the first hand in the second, third and fourth columns of the Big Road. Once a derived road starts, an additional red or blue symbol is added after every round.

SHOE STATISTICS

The following statistics based on the current shoe are displayed on screen.

Total: The number of completed rounds thus far.

Player: The number of Player wins thus far.

Banker: The number of Banker wins thus far.

Tie: The number of Tie wins thus far.

Player (Pair): The number of Player pairs thus far.

Banker (Pair): The number of Banker pairs thus far.

ROAD PROBING TABLE

The Road Probing Table displays the icon that will be added to the three derived roads if the next round is won by the Banker or the Player. The Banker (B) or the Player (P) display the icons that will be added in the roads if the next round is won by the Banker or the Player.

Game ID & Table ID

Each game round is identified by a unique Game ID. In addition, each table is identified by a unique Table ID.

Game ID: 324327428

Table ID: 255423646





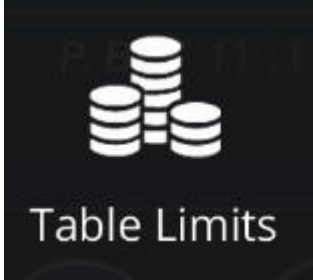
Please use this Game ID and Table ID for reference if you wish to contact Customer Support regarding a particular round outcome.

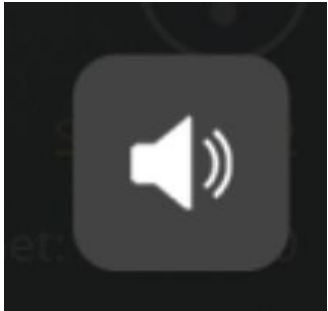
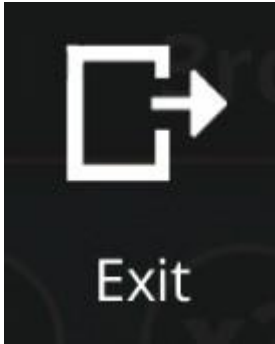
Main Menu

The Main Menu button displays a list of game settings and support options.



Your chosen settings will be applied at once and will be stored to your profile. Stored settings will be launched automatically when you login from any device.

MENU BUTTON	DESCRIPTION
	<p>Open the Lobby screen.</p>
	<p>Open the Settings window.</p>
	<p>Open the History window.</p>
	<p>Open the Game Rules window.</p>
	<p>Open the Table Limits window.</p>

	<p>Quickly mute and unmute all game audio.</p>
	<p>Exit the game room and return to the Lobby.</p>

Game History

The HISTORY button will launch a window showing all game rounds you have played and the results of those rounds.

You can review your past gaming activity in your player profile page.

Settings

Settings menu allows you to set different configurations for the current table.

SOUND

Turn the game sound effects on or off.

MUSIC

Turn the game music on or off.

DEALER VOICE

Turn the dealer's voice on or off.

CHAT

Enable or disable the chat reactions.

TABLE COLOR

Select the desired table felt color.

CARD COLOR

Select the desired card backing color.

Deposit and Withdraw

The “plus” button on the lobby information area will open the cashier/banking window for deposits and withdrawals.

Error Handling

If there is an error in the game, system or game procedure, the game round will be temporarily paused while the game server regains normal functions. You and other players will be notified via an on-screen message, that the issue is being investigated. If an immediate resolution is not possible, the game round will be canceled and initial bets will be refunded to all players who participated in the game round.

Disconnection Policy

If you are seated in a room and have not placed any bets after 3 consecutive rounds, you will be removed from the seat. If you are unseated in the room and have not placed any bets after 15 consecutive rounds or 10 minutes, whichever happens first, you will be kicked from the room.

If you are disconnected from a game round, any placed bets remain valid and are settled in your absence. Upon reconnecting, you can view bet outcomes in the History page of your player profile.

Shuffling

Gameplay continues until the cut card is dealt. Subsequently, the cards are shuffled by the system.


If player Shuffle Request is available, then a voting round may be requested by any seated player during a round. The voting round begins before the next round starts. If a Shuffle Request is unanimously accepted by all seated players, then the cards will be shuffled before the start of the next round.

More Games

The LOBBY button can be selected at any time from any game. It allows you to return to the Lobby to easily change the game table or select any other game type.

Multi Game Play

On Desktop only, you can join and play multiple games simultaneously in the same browser window.



After you have joined at least one game, open the Main Menu and press on the Add Game button. This will open an additional window and display the Lobby, where you can select the game you wish to join. Certain games may be unavailable for multi game play and will therefore not be selectable.

After you have joined multiple games, you will be able to resize your browser window as a whole but you will not be able to resize each game window separately.

You can exit any game without affecting your presence at other games you have joined. To exit a game, open the Main Menu and press the Exit button.

NOTE:

- You will exit a game automatically if you join the same game through a different device/browser.
- If you log out of your player account, then all active game windows will be automatically closed.

We advise you to join only as many tables as your screen can accommodate while still allowing you to place bets deliberately and accurately.

Malfunction voids all pays and plays.

The prizes are paid in accordance with the payout table available on the game interface.

Any game in progress will be completed after 24 hours and the corresponding prize, if any, will be deposited into the account. In the case of a bonus round, only the total winnings from games completed by the player at that time will be deposited into the account. In the eventuality that a choice is required that may have a impact on the outcome of the game, the game will be completed based on the choice "stand".