



Wand of
RICHES™





Wand of RICHES™



**UNLOCK COINS AND
JACKPOTS TO WIN
CASH PRIZES**



**POP A PIG TO WIN 6 FREE
GAMES**



**TRIGGER MAGIC SPINS TO WIN
COINS AND JACKPOTS**



**INCREASE PIG SIZE WITH COINS
FROM THE MAGICIAN**




**TRIGGER MAGIC
REWIND**



**MAGICIAN ALWAYS VISIBLE IN
FREE GAMES**

TAP TO CONTINUE

Win Lines



Piggy Prizes™ Wand of Riches™

GAME RULES

- This page contains information on how to play this game.
- Please scroll down to read through all topics.

Getting started

- This game is a game for one player - the gameplay of other players does not affect yours. Each game starts when you place a bet and ends when you leave the application.

Playing

- You choose the total bet per round via the "Total Bet" button.
- The minimum bet per round is \$ 0.20.
- The maximum bet per round is \$ 5 000.00.
- The "Start" button begins a round of play.
- Each round is independent of previous rounds.
- All game outcomes are independent and randomly determined.
- When you start a round, the bet is deducted from the balance you've paid in.
- At the end of a round, the console displays your win, if any.

Win Lines

- This game has 15 reels and 40 win lines.
- You can find an overview of the win line pattern via "Paytable & Info".

Autoplay

- Clicking on "Auto" will bring up the Autoplay-dialogue where you can configure the following options before starting the automatic spins:
 - The number of rounds you want Autoplay to be active.
 - The loss limit at which Autoplay should stop.
 - The win limit at which Autoplay should stop after meeting or exceeding it.
 - By clicking "OK", you start the automatic spins with the chosen configuration.
- If "Autoplay" is activated the button label becomes green. Clicking it again stops the automatic spins.
- Autoplay stops automatically when the total bet is higher than your current funds.
- Autoplay stops automatically when a feature is awarded.

Winnings

- Winning combinations and payouts are made according to the paytable.
- Symbol payout values shown in the paytable are dynamic and change in accordance with the selected bet value.
- Only the highest win per line is paid.
- Line wins are added.
- All wins start on the leftmost reel and are for combinations of a kind, consecutive from left to right on selected lines, except scatters.

Bonus Symbols

- The Magician symbol is Wild and unlocks coins and jackpots on the reels.
- The Magician is present on the centre reel only and replaces all symbols except locked coins and locked jackpots.

RTP Range

- The theoretical RTP (return to player) value for this game is 94.55 % - 95.13 %.
- The theoretical RTP is calculated as total win/total bet over a large number of games played and reflects the prizes awarded by a game as a percentage of all bets made. The actual RTP can vary widely in either direction for a small number of games due to statistical variance.
- The RTP for the Buy Bonus is 95.13 %.

Connection Loss

- In case you lose your network connection, the game will proceed to complete the current round of play automatically after a delay of 2 hours absence from the game.
- If you reconnect into the game earlier, you are able to continue playing the current round.
- This includes all settings such as number of lines and bet.
- If this round contains multiple spins (e.g. free games feature), the game will determine your winnings based on the game's expected win values.

Malfunction voids all pays and plays.

GAME FEATURES

Prizes

- Locked coin and locked jackpot symbols appear on all reels except the centre reel.
- Coin symbol values are x0.5, x1.0, x1.5 and multiply the current Total Bet.
- Grand Jackpot value is 1000x base game Total Bet.
- Major Jackpot value is 50x base game Total Bet.
- Minor Jackpot value is 10x base game Total Bet.
- Mini Jackpot value is 5x base game Total Bet.
- In order to win one or more coin and/or jackpot prizes, the Magician symbol must be visible on the centre reel in the same game.
- Jackpots are available on all stakes and can be won more than once per game.
- Coin and jackpot wins are added to other wins.

Magic Spin

- At the start of a spin, a Magic Spin may randomly be triggered which stops the centre reel first with the Magician symbol in view.

Magic Rewind

- In the base game, the centre reel may rewind a random number of positions to land on the Magician symbol.
- In both the base game and Free Games, with a Magician symbol on the centre reel, one or more non-winning symbols may rewind a random number of positions to land on a locked jackpot symbol.
- Both Magic Rewind events may occur in the same game.
- Magic Rewind animations are solely a graphic representation of a predetermined result.

Free Games

- When the Magician symbol lands he may add a coin to one or both pigs. Pigs can grow in size and randomly pop.
- Popping a pig awards 6 Free Games. Both pigs can pop at the same time awarding 12 Free Games.
- Pigs can be popped again during Free Games to award additional Free Games.
- Each time a pig triggers Free Games it is reset to its smallest size.
- The Magician symbol remains on the centre reel throughout Free Games, and any locked coin and locked jackpot symbols that land are instantly unlocked and awarded.
- Free Games are played at trigger bet and lines.

Buy Bonus

- The Buy Bonus can be activated during the base game only.
- Once activated, the reels will spin, a Magician will land on the centre reel and at least one of the pigs will pop to trigger Free Games.
- The Buy Bonus is played at 50x base game Total Bet.

SYMBOLS

The table below lists the winning symbols of this game.



Magician



Dollar



Money



Hat



Cards

A

Ace

K

King

Q

Queen

J

Jack

10

Ten

9

Nine



Coin



Grand Jackpot



Major Jackpot



Minor Jackpot







Mini Jackpot

USER INTERFACE

Buttons

The table below lists the different buttons found in the game and describes their functions.

 A rectangular button with a blue gradient background and a thick yellow border. The text "BUY BONUS" is written in bold, yellow, sans-serif capital letters in the center.	Press to enter Buy Bonus confirmation screen.
 A rounded rectangular button with a green gradient background and a slight 3D effect. The text "BUY" is written in bold, white, sans-serif capital letters in the center.	Press to start the Buy Bonus round.
 A rounded square button with a red gradient background and a slight 3D effect. A white "X" is centered on the button.	Press to return to the base game.
 Two "START" buttons separated by a vertical slash. The left button is a rounded rectangle with a green border and a circular refresh icon to the left of the word "START". The right button is a circle with a green border and a circular refresh icon in the center, with the word "START" below it.	Start: Start a game round at the current bet level.



Total Bet: See available bet options or press + or - to increase or decrease your current bet.



Auto: Start Autoplay
(for more details on Autoplay see the "Game Rules" section).







Lines: Change the number of lines. If this button is greyed out, you cannot change the number of lines.



Open the menu to access:
The payable, deposit options, settings, replay mode or help screen.
You can find more details on the available menu options below.







In the payable: click the arrow buttons to scroll through the payable. Pressing "X" brings you back to the game again.

 EXIT	Exit: Exit the game.
  	Change sound settings (sound & music, sound only or sound off).

When playing on a mobile or tablet, you can move the buttons by dragging and dropping them to the positions you want.

Keyboard Input

The table below lists the supported keyboard shortcuts and describes their functions.

	<p>Space</p> <ul style="list-style-type: none"> - Starts a new round. - Collects your current winnings.
	<p>Left Arrow</p> <ul style="list-style-type: none"> - Decreases the current bet until the minimum possible bet has been reached.
	<p>Right Arrow</p> <ul style="list-style-type: none"> - Increases the current bet until the maximum possible bet has been reached.
	<p>Tab</p> <ul style="list-style-type: none"> - Opens the payable. - Navigates to the next page when pressed while the payable is in view. - Closes the payable again when pressed on the last page.

Paytable & Info

- The paytable lists the symbols, winning combinations and payouts of the game.
- The paytable always shows the prizes for the currently selected bet and number of lines.
- It consists of multiple pages which can be accessed by using the arrow buttons.

Help

- This button displays the ingame help.

Exiting the game

- You can exit the game at the end of each round.

VERSIONS

Game Certification

- Game Certification Version: 1.230.0 (1.1.0)

Game Server

- Game Server Build Technology: novoSDK
- Game Server Build novoSDK Version: 1.96.0_2023-08-31_091435

Game Client

- Game Client Build Technology: novoSDK
- Game Client Technology: HTML5 Desktop
- Game Client In-Game Help Date: 23 August 2023

Manufacturer and Supplier

- Manufacturer: Greentube GmbH
- Supplier: Greentube GmbH

The prizes are paid in accordance with the payout table available on the game interface.

Any game in progress for more than 2 hours will be completed and the corresponding prize, if any, will be deposited into the account.