

Game Objective

The objective of Blackjack is to achieve a higher card count than the dealer, but without going over 21. The best hand is Blackjack – when the sum of values of the first two cards dealt is exactly 21. You compete only against the dealer, not against other players.

- Played with 8 decks.
- Dealer always stands on 17.
- Double Down on any 2 initial cards.
- No Double Down after Split.
- Split initial cards of equal value.
- Only one Split per hand.
- Single card dealt to each Split Ace.
- Insurance offered when dealer shows an Ace.
- Blackjack pays 3 to 2.
- Insurance pays 2 to 1.
- Push game when hands tie.

Game Rules

The game is hosted by a dealer and allows up to 7 players seated at the Blackjack table.

The game is played with 8 standard 52-card decks. Card values in Blackjack are as follows:

- Cards from 2 to 10 are worth their face value.
- Face cards (Jacks, Queens and Kings) are each worth 10.
- Aces are worth 1 or 11, whichever is more favourable to the hand. Note that a soft hand includes an Ace worth 11.

After the allotted betting time has expired, the dealer deals one card face up to each player. Dealing starts with the first player to the dealer's left and continues clockwise, ending with the dealer. The dealer then deals a second card face up to each player but the dealer's second card is dealt face down. The value of your initial hand is displayed next to your cards.

Blackjack

If the value of your initial two-card hand is exactly 21, you have Blackjack!

Insurance

If the dealer's upcard is an Ace, you are given the option to purchase insurance to offset the risk that the dealer has Blackjack – even when you have Blackjack yourself. The amount of insurance is equal to one half of your main bet, and the insurance bet is settled separately from the bet on your hand. The dealer then peeks at the value of his/her downcard to check for Blackjack. If the dealer does not have Blackjack, the round continues. If the dealer has Blackjack, but you do not, the dealer's hand wins. If you and the dealer both have Blackjack, the game ends in a push and your bet is returned. Note that when the dealer's upcard is a 10 or face card, you will not be given the option to purchase insurance, and the dealer will not peek at his downcard to check for Blackjack.

Double Down, Hit or Stand

When the dealer does not have Blackjack upon checking his/her two initial cards, players are given the chance to improve the values of their hands in turn. To enable this the dealer moves clockwise around the table offering to deal further cards to players' hands.

If the value of your initial hand is not 21, you can decide to Double Down. In this case, you will double your bet and be dealt only one additional card to add to your hand. Alternatively, you can decide to Hit to be dealt an additional card to add to the value of your hand. You can Hit more than once to receive additional cards before you decide to Stand once you are satisfied with the value of your hand.

Split

If your initial hand is a pair of cards of equal value, you can decide to Split the pair to make two separate hands, each with a separate bet equal to your main bet. After a second card is dealt to both your hands, you can improve the value of these two hands by deciding to Hit. Again, you can choose to Stand once you

are satisfied with the value of your two hands. However, if you Split an initial pair of Aces, you will receive only one additional card per hand with no option to Hit.

Outcome

If the sum of your hand exceeds 21, you bust and lose your bet on that hand. When all players have taken their turns, the dealer reveals the value of his/her downcard. The dealer must Hit on a hand of 16 or less and must Stand on a hand of soft 17 or more. (Remember that a 'soft hand' includes an Ace worth 11.)

You win when the value of your final hand is closer to 21 than the dealer's hand or when the dealer busts. If the value of your hand is the same as the dealer's, the game round ends in a push and your bet is returned.

Blackjack is only possible using the two cards in the initial two-card deal. A hand of 21 resulting from a split pair is not considered a Blackjack. Therefore, Blackjack beats any hand of 21 resulting from a split pair.

Side Bets

This Blackjack game also includes optional side bets – Perfect Pairs and 21+3 . You may place side bets in combination with your main Blackjack bet. You have the chance to win on any side bet whether you later win or lose on your Blackjack bet.

Perfect Pairs

The Perfect Pairs side bet gives you the chance to win if your first two cards comprise any pair – for example, two Queens, two Aces or two 3s. There are three types of pairs, each with a different payout:

- Perfect Pair – same suit, e.g. two Aces of Spades.
- Coloured Pair – different suits of the same colour, e.g. 2 of Diamonds + 2 of Hearts.
- Mixed Pair – different suits of a different colour, e.g. 10 of Hearts + 10 of Clubs.

21+3

The 21+3 side bet gives you the chance to win if your first two cards plus the dealer's upcard comprise any of the following winning combinations (similar to those in poker), each with a different payout:

- Suited Trips – an identical triplet, e.g. 3 Queens of Hearts.
- Straight Flush – in numerical sequence and same suit, e.g. 10, Jack and Queen of Diamonds.
- Three of a Kind – same value but different suits, e.g. any 3 non-matching Kings.
- Straight – in numerical sequence but different suits, e.g. 2 of Spades + 3 of Clubs + 4 of Hearts.
- Flush – non-sequential cards in the same suit, e.g. 2, 6 and 10 of Clubs.

Bet Behind

The Bet Behind feature allows you to bet on a hand dealt to another player. You will share the outcome of the other player's hand. The payouts for Bet Behind wagers are the same as for ordinary bets.

You can place a Bet Behind bet whether or not you are seated at the Blackjack table and intend to play your own hand. However, you cannot place a Bet Behind bet on your own hand.



Place a bet in any activated Bet Behind spot at another player's seat while betting is open. Hover your cursor over any Bet Behind spot to view the total number of players who have placed a Bet Behind bet, including the sum of their combined wagers.

If you place a Bet Behind bet, and the player at that seat decides not to participate in the round, your bet will be refunded immediately.

The nickname displayed at each seat at the Blackjack table identifies the player who will make all decisions for that hand. You can, however, decide whether or

not to place an insurance bet when the dealer's upcard is an Ace. You can also decide in advance whether or not to double your bet when the player you are betting behind opts to Double Down or Split.

You can later alter these settings by clicking/tapping the Settings button and then selecting the BET BEHIND tab. You may also untick ALLOW OTHER PLAYERS TO BET BEHIND ME if you wish to prohibit other players from betting behind you.

The Hot Players icon helps you determine which of your fellow Blackjack players is on the longest winning streak.



The number within the gold medal indicates the number of consecutive rounds that player has won. Note that as soon as a Hot Player loses a round, he or she will also lose the gold-medal icon.

Payouts

- Blackjack pays 3:2.
- Winning hand pays 1:1.
- If the dealer has Blackjack, insurance pays 2:1.

Perfect Pairs

Hand	Payout
Perfect Pair	25:1
Coloured Pair	12:1
Mixed Pair	6:1

21+3

Hand	Payout
Suited Trips	100:1
Straight Flush	40:1

Hand	Payout
Three of a Kind	30:1
Straight	10:1
Flush	5:1

Please note that any malfunction voids the game round and all eventual payouts for the round.

Return to Player

The optimal theoretical payout percentage is:

- Blackjack - 99.29%.
- Perfect Pairs bet – 95.90%.
- 21+3 bet – 96.30%.

Take a Seat

Click/tap SIT HERE above the vacant seat you wish to occupy.



When you have taken a seat at the table, your screen name is displayed beneath the seat.

You can occupy several different seats (at tables that permit this option) to play separate hands in the same game round if you wish. Tap the MULTI SEAT icon to assume an additional seat.

When you wish to leave your seat, click/tap the X button at your seat.

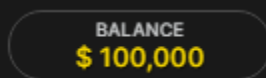
If you are inactive and do not place a bet in two or more consecutive rounds, you will lose your seat.

Place Bets

The BET LIMITS panel shows the minimum and maximum allowed bet limits at the table, which may change from time to time. Open the Bet Limits to check your current limits.

Blackjack \$ 5 - 1,000

To participate in the game, you must have sufficient funds to cover your bets. You can see your current BALANCE on your screen.



The TRAFFIC LIGHTS tell you the current status in the game round by informing you of when you can bet (GREEN light), when the betting time is nearly over (YELLOW light), and when betting time has expired (RED light).



The CHIP DISPLAY allows you to select the value of each chip you wish to bet. Only chips of denominations that can be covered by your current balance will be enabled.



Once you have selected a chip, place your bet by simply clicking/tapping the appropriate betting spot on the game table. The same bet will be automatically placed on all your seats. On desktop this applies to the main bet; on tablet and smartphone - to the main bet and side bets. Each time you click/tap the betting spot, the amount of your bet increases by the value of the selected chip or up to the maximum limit for the type of bet you have selected. Once you have bet the maximum limit, no additional funds will be accepted for that bet, and a

message will appear above your bet to notify you that you have bet the maximum.

NOTE: Please do not minimise your browser or open any other tab in your browser while betting time remains and you have placed bets on the table. Such actions may be interpreted as leaving the game, and your bets will therefore be declined for that particular game round.

The REPEAT button allows you to repeat all bets from the previous game round. This button is available only before the first chip is placed.



The DOUBLE (2x) button allows you to quickly double your bet up to the maximum limit. This button is enabled after you have placed any bet.

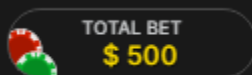


The UNDO button removes the last bet you placed.



You can click/tap the UNDO button repeatedly to remove bets, one by one, in the reverse order of which they were placed. You can clear all your bets by holding the UNDO button.

The TOTAL BET indicator displays the total amount of all bets placed in the current round.



Make a Decision

As soon as you receive your first two cards, you can make an initial decision regarding your hand - even before the dealer reaches you in turn.

The decision options (e.g. Hit, Stand, Double Down, Split) will be displayed at your seat, and only those options currently available to you will be enabled.



When it is your turn, the dealer will act upon the initial decision you have made. If you have not already made a decision prior to your turn, the decision-making window will appear in the centre of your screen. The traffic light will inform you of the time remaining for you to make a decision.



The decision options are represented as follows:

- HIT: Green button with the “+” sign.
- STAND: Red button with the “-” sign.
- DOUBLE DOWN: Yellow button with the “x2” sign.
- SPLIT: Blue button with the opposing arrows.

If you do not make a decision before the time expires, your lack of response will be interpreted as a desire to Stand on your current hand.

Chat

You can chat with the dealer and other players. Enter your message in the CHAT field. To post your message, press Enter or the arrow button within the field.

Use the CHAT button to enlarge or, alternatively, to close the chat window.



You can resize and move the chat window anywhere on your screen.

Game Number

Each game round is identified by a unique GAME NUMBER.

21:10:10

This number reflects when the game round began in terms of GMT by *hour: minute: second*. Please use this game number for reference (or take a screenshot of the game number) if you wish to contact Customer Service regarding a particular round.

Sound

The SOUND button will mute/unmute all game sounds and voice from the game. Note that if you change tables, the sound will automatically unmute.



You can alter your sound settings by clicking/tapping the SETTINGS button and then selecting the SOUND tab.

Game History

The HISTORY button will launch a window showing all game rounds you have played and the results of those rounds.



You can review your past gaming activity by viewing your:

- ACCOUNT HISTORY – Shows your complete account history as a list of dates, games, bet amounts and payouts. The game round completed most recently appears at the top of the list.
- GAME HISTORY – Shows your history related to a particular game once you click/tap the game in the GAME column.

Settings

The SETTINGS button launches a menu of user-changeable settings.

Your chosen settings will be applied at once and will be stored to your profile. Stored settings will be launched automatically when you log in from any device.

You can alter your general and game settings.



Settings are organised under several main tabs in the SETTINGS window:

GENERAL

- You can hide/unhide other players' chat messages.
- You can enable additional SIDE BETS.

VIDEO

Your video quality is auto-adjusted, but you can manually change your video quality by selecting the specific stream.

SOUND

You can mute/unmute your DEALER'S VOICE and GAME SOUND and adjust their relative volumes.

BET BEHIND

You can specify your BET BEHIND strategy and prohibit other players from betting behind you.

Deposit and Withdraw

The CASHIER button will open the cashier/banking window for deposits and withdrawals.



Responsible Gaming

The RESPONSIBLE GAMING button allows you to access the page outlining the Responsible Gaming policy. This page provides useful information and links regarding responsible online gaming behaviour and how to set limitations to your game sessions.



Error Handling

If there is any error in the game, system or game procedure, the game round will be temporarily paused while the dealer notifies the shift manager. You and other players will be notified via Chat, or by an on-screen pop-up message, that the issue is being investigated. If the manager can immediately resolve the error, the game round will continue as normal. If immediate resolution is not possible, the game round will be cancelled and initial bets will be refunded to all players who participated in the game round.

Disconnection Policy

If you are disconnected from a game round while betting time remains, any bets placed will be void and the bets returned to you. If you are disconnected after betting is closed, placed bets remain valid and are settled in your absence. Upon reconnecting, you can view bet outcomes in the History window.

Shuffling

Game-play continues until the cut card is dealt. Subsequently, the cards are shuffled by a dealer or a shuffler.

If a shuffle table is available, then two shoes with two sets of playing cards are used at the table. In this case, the dealer swaps the shoes, and the shuffle is

performed by a shuffler at the shuffling table while the dealer continues to host the game round.

More Games

The LOBBY button (if applicable) can be selected at any time from any game.

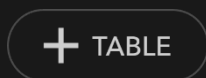


It allows you to easily change game table or select any other live game. You will not be removed from this game until you have actually selected the new game/table you wish to join. You can use the LOBBY to browse other games while still playing in your current game.

Multi-Game Play

If you enjoy non-stop action, you can join up to four different game tables simultaneously and view them all in the same browser window!

After you have joined at least one game table, click on LOBBY. In the lobby or game, click the +TABLE button associated with that table to join it. (Certain tables may be unavailable for multi-game play and will therefore not display a +TABLE button.)



After you have joined multiple tables, you will be able to resize your browser window as a whole, but you will not be able to resize each game table window separately.

You can exit any table without affecting your presence at other tables you have joined. To exit a table, click the X button.

Please note:

- You will exit a table automatically if you join the same table through a different device/browser.

- If you click directly on a table icon instead of the +TABLE button, you will merely *switch* tables instead of joining the chosen table *in addition* to the table you joined previously.

We kindly advise you to join only as many tables as your screen can accommodate while still allowing you to place bets deliberately and accurately.

Shortcut Keys

Shortcut keys can be used to quickly perform useful game functions.

KEY	FUNCTION
Number Keys from 1 onwards	Select the desired chip from the chip display. Key “1” corresponds to the leftmost chip with the lowest value. Key “2” selects the next highest value chip, and so on.
SPACEBAR	Repeat your most recent bet. Click SPACEBAR a second time to double your bet.
CTRL+Z (CMD+Z), DELETE, BACKSPACE	Undo your last bet. Hold for 3 seconds to remove all your bets.
ESC	When applicable, the ESC key can be used to: <ul style="list-style-type: none"> • Exit full-screen mode • Close an open pop-up window (History, Help, Settings, etc.)