











The prizes are paid in accordance with the payout table available on the game interface.

Any game in progress for more than 2 hours will be completed and the corresponding prize, if any, will be deposited into the account.

**Book of Ra™ deluxe 10: Win Ways™**

**GAME RULES**

- This page contains information on how to play this game.
- Please scroll down to read through all topics.

**Getting started**

- When you start the game, you enter a lobby where you can choose a machine to play this game. Simply click on "Play now" or a vacant machine to begin playing.
- This game is a game for one player - the gameplay of other players does not affect yours. Each game starts when you place a bet and ends when you leave the application.
- Within the lobby, you may recognize other players in the same game by a person sitting at a machine. By clicking such a machine, you are entering "spectator mode" and can watch a different player play. You are not able to influence the game which you are spectating in any way.
- Please choose the amount that you would like to take with you into the game directly after entering it.

**Playing**

- This game has 10 reels.
- You choose the total bet per round via the "Total Bet" button.
- The minimum bet per round is \$ 0.20.
- The maximum bet per round is \$ 20.00.
- The "Start" button begins a round of play.
- Each round is independent of previous rounds.
- All game outcomes are independent and randomly determined.
- When you start a round, the bet is deducted from the balance you've paid in.
- At the end of a round, the console displays your win, if any.

**Autoplay**

- Clicking on "Auto" starts automatic spins.
- If "Autoplay" is activated the button label becomes green. Clicking it again stops the automatic spins.
- Autoplay stops automatically when the total bet is higher than your current funds.
- Autoplay stops automatically when a feature is awarded.

**Winnings**

- Winning combinations and payouts are made according to the payable.
- Symbol payout values shown in the payable are dynamic and change in accordance with the selected bet value.
- Highest win only paid on each selected line and per scatter combination.
- Scatter wins and line wins are added.

**RTP Range**

- The theoretical RTP (return to player) value for this game is 95.15 %.
- The theoretical RTP is calculated as total win/total bet over a large number of games played and reflects the prizes awarded by a game as a percentage of all bets made. The actual RTP can vary widely in either direction for a small number of games due to statistical variance.

**Connection Loss**

- In case you lose your network connection, the game will proceed to complete the current round of play automatically after a delay of 2 hours absence from the game.
- If you reconnect into the game earlier, you are able to continue playing the current round.
- This includes all settings such as number of lines and bet.
- If this round contains multiple spins (e.g. free games feature), the game will determine your winnings based on the game's expected win values.

Malfunction voids all pays and plays.


**SYMBOLS**

**Regular Symbols**

	- Explorer
	- Pharaoh
	- Eagle
	- Scarab
	- Ace
	- King
	- Queen
	- Jack
	- Ten

	- All wins start on the leftmost reel and are for combinations on adjacent reels.
	- All prizes are for combinations of a kind.

### Wild Symbol

	- Wild symbol substitutes all symbols except Bonus or the special expanding symbol.
---	---

### Other Symbols

	- Bonus
---	---------

## GAME FEATURES

### Gambling

- With your current stake, a maximum of \$ 500.00 can be bet while gambling.
- For higher wins or during autoplay, gambling is not possible.






### Wins

	- All symbols from winning combinations are removed before new symbols fall into place. Any new winning combinations are paid. This continues until there are no more winning combinations in view.
---	---





### Wilds

	- Wilds can land in single, double, or triple stacked. Get any Wild symbols on reel set 1 (left) to transfer over to the corresponding reel on reel set 2 (right).
---	--

### Free Games

	- Three or more Bonus Scatter symbols in view across both reel sets awards Free Games. Bonus Scatter symbols appear on reels 1, 3 and 5 of both sets of reels.
	- x3 Bonus Scatter symbols in view awards 8 Free Games. - x4 Bonus Scatter symbols in view awards 12 Free Games. - x5 or more Bonus Scatter symbols in view awards 20 Free Games.
	- During Free Games any Wild symbols on reel set 1 (left) transfer over to the corresponding reel on reel set 2 (right).
	- Bonus Scatter symbols are awarded once per game round.
	- One special expanding symbol is randomly selected at the start of Free Games. - During Free Games and after the payout of regular symbols, the special symbols may expand to cover all positions on reel set 1 (left). - Special symbols will also transfer to the corresponding reel on reel set 2 (right) as a stacked special symbol and then pay like the regular symbols but even on non adjacent positions and on all lines played (expanding is only triggered if enough symbols for a win are present).







### WIN WAYS™



	- Each reel, on reel set 1 (left) can contain 2 to 5 symbols. Each spin can have a maximum of 3125 Win Ways™ to win for reel set 1 (left).
	- Each reel, on reel set 2 (right) can contain 4 to 12 symbols. Each spin can have a maximum of 248832 Win Ways™ to win for reel set 2 (right).
	- The maximum number of combined Win Ways™ for both reel sets is 251957 per spin.
	- Wins are awarded from left to right on adjacent symbols. Awards are multiplied by stake.

## USER INTERFACE

### Buttons





The table below lists the different buttons found in the game and describes their functions.

		Start: Start a game round at the current bet level.
		Total Bet: See available bet options or press + or - to increase or decrease your current bet.
		Auto: Start Autoplay (for more details on Autoplay see the "Game Rules" section).
		Open the menu to access: The payable, deposit options, settings, replay mode or help screen. You can find more details on the available menu options below.

	<p>Gamble: Enter the "Gamble Game" where you can double your winnings with odds of 50/50. For more details on the Gamble Feature, see the "Game Features" section.</p>
	<p>In the payable: click the arrow buttons to scroll through the payable. Pressing "X" brings you back to the game again.</p>
	<p>Exit: Exit the game.</p>
	<p>Change sound settings (sound &amp; music, sound only or sound off).</p>
	<p>Toggle between fullscreen and windowed mode.</p>
	<p>In replay mode: press left or right to step through your last played rounds. Press the "Play" button to see the complete round again.</p>

#### Keyboard Input

The table below lists the supported keyboard shortcuts and describes their functions.

	<p>Space</p> <ul style="list-style-type: none"> <li>- Starts a new round.</li> <li>- Collects your current winnings.</li> <li>- Triggers a fast stop of the running reels.</li> </ul>
	<p>Left Arrow</p> <ul style="list-style-type: none"> <li>- Decreases the current bet until the minimum possible bet has been reached.</li> <li>- Starts the gamble feature when your current winnings can be gambled.</li> <li>- Chooses the red card during the gamble feature.</li> </ul>
	<p>Right Arrow</p> <ul style="list-style-type: none"> <li>- Increases the current bet until the maximum possible bet has been reached.</li> <li>- Starts the gamble feature when your current winnings can be gambled.</li> <li>- Chooses the black card during the gamble feature.</li> </ul>
	<p>Tab</p> <ul style="list-style-type: none"> <li>- Opens the payable.</li> <li>- Navigates to the next page when pressed while the payable is in view.</li> <li>- Closes the payable again when pressed on the last page.</li> </ul>

#### Paytable & Info

- The payable lists the symbols, winning combinations and payouts of the game.
- The payable always shows the prizes for the currently selected bet.
- It consists of multiple pages which can be accessed by using the arrow buttons.

#### Deposit

- You can top up your gaming account by making a deposit via the "Deposit" button in "Menu". You can use the slider to choose how much of your remaining account balance you wish to add to your current session.
- If you do not have enough funds on your account balance to add more to your current session, you can top up your account via the website.

#### Replay

- With the replay option you are able to rewatch your previous rounds.
- For an overview about the controls in replay-mode find details in the user interface table above.

#### Help

- This button displays the ingame help.

#### Exiting the game

- You can exit the game at the end of each round.

#### VERSIONS

##### Game Certification

- Game Certification Version: 1.107.0 (1.0.0)

##### Game Server

- Game Server Build Technology: novoSDK
- Game Server Factory Version: 1.10.54.0
- Game Server Build Version: 1.107.0
- Game Math Version: 1.0.0

##### Game Client

- Game Client Build Technology: novoSDK
- Game Client Technology: HTML5 Desktop

##### Manufacturer and Supplier

- Manufacturer: Greentube Internet Entertainment Solutions GmbH
- Supplier: Greentube Internet Entertainment Solutions GmbH