

Goddess or Egypt™

GAME RULES

- This page contains information on how to play this game.
- Please scroll down to read through all topics.

Getting started

- When you start the game, you enter a lobby where you can choose a machine to play this game. Simply click on "Play now" or a vacant machine to begin playing!
- This game is a game for one player - the gameplay of other players does not affect yours. Each game starts when you place a bet and ends when you leave the application.
- In the lobby, you may see other players in the same game sitting at a machine. By clicking such a machine, you are entering "spectator mode" and can watch a different player play. You are not able to influence the game which you are spectating in any way.

Playing

- You choose the total bet per round via the "Total Bet" button.
- The minimum bet per round is \$ 0.10.
- The maximum bet per round is \$ 50.00.
- The "Start" button begins a round of play.
- Each round is independent of previous rounds.
- All game outcomes are independent and randomly determined.
- When you start a round, the bet is deducted from the balance you've paid in.
- At the end of a round, the console displays your win, if any.

WIN WAYS™

- This game has 6 reels and 1 EXTRA REEL.
- Wins are awarded from left to right for adjacent symbols. Wins are multiplied by total bet.
- The EXTRA REEL contains 4 symbols. Each symbol is added to the reel directly above the reels 2, 3, 4 and 5.
- Each game begins with 2 or more active positions on a reel.
- The maximum active positions for reels 1 and 6 are 7. For reels 2-5 the maximum active positions are 6.
- On the EXTRA REEL there are always 4 active positions.
- The final number of WIN WAYS™ is a multiplication of all active positions on the reels.
- The number of minimum WIN WAYS™ is 324. The number of maximum WIN WAYS™ is 117649.

Autoplay

- Clicking on "Auto" starts automatic spins.
- If "Autoplay" is activated the button label becomes green. Clicking it again stops the automatic spins.
- Autoplay stops automatically when the total bet is higher than your current funds.
- Autoplay stops automatically when a feature is awarded.

Winnings

- Winning combinations and payouts are made according to the paytable.
- Symbol payout values shown in the paytable are dynamic and change in accordance with the selected bet value.
- All prizes are for combinations left to right for adjacent symbols, except Bonus symbols.
- All wins start on the leftmost reel and are for combinations of a kind, consecutive from left to right on selected lines, except scatters.
- Only the highest win per WIN WAY is paid.
- Line wins are added.
- Scatter symbols pay regardless of their position.
- Reels are counted from left to right, with 1 being the leftmost, and 6 being the rightmost reel.
- 3 or more Scatter symbols in view trigger Free Games.

Bonus Symbols and Wild Symbol

- 3 Bonus symbols trigger 8 Free Games.
- If 3 Bonus symbols have already appeared on the reels, each additional Bonus symbol is presented as +4 Red Pyramid.
- The Wild symbol substitutes all symbols except the Bonus symbol and +4 Red Pyramid.
- Wild symbols may only appear on the EXTRA REEL.

RTP Range

- The theoretical RTP (return to player) value for this game is 95.12 %.
- The theoretical RTP is calculated as total win/total bet over a large number of games played and reflects the prizes awarded by a game as a percentage of all bets made. The actual RTP can vary widely in either direction for a small number of games due to statistical variance.

Connection Loss

- In case you lose your network connection, the game will proceed to complete the current round of play automatically after a delay of 2 hours absence from the game.
- If you reconnect into the game earlier, you are able to continue playing the current round.
- This includes all settings such as number of lines and bet.
- If this round contains multiple spins (e.g. free games feature), the game will determine your winnings based on the game's expected win values.

Malfunction voids all pays and plays.

REEL REFILL™

- For each game, all symbols (except Bonus symbols) involved in a winning combination will explode and they are replaced by symbols coming from above on the reels and from the right on the EXTRA REEL.
- This will continue until no symbols (except Bonus symbol) are involved in a winning combination.
- Bonus symbols are awarded after all other symbols have exploded.

Free Games

- 3 Bonus symbols award 8 Free Games.
- Every +4 Red Pyramid symbol awards 4 additional Free Games.
- In the Free Games, Bonus symbols and +4 Red Pyramids can only appear on the EXTRA REEL.
- Free Games are played at trigger bet.
- Each win is multiplied by the WIN MULTIPLIER during the Free Games.
- 3 Bonus symbols in the Free Games award 4 additional Free Games, 4 Bonus symbols award 8 additional Free Games.
- Free Games can be won again during the Free Games.

WIN MULTIPLIER


- The unlimited WIN MULTIPLIER begins at one and increases by one after each REEL REFILL™ during the Free Games. Each win is multiplied by the WIN MULTIPLIER.
- Wins from each REEL REFILL™ are multiplied by the WIN MULTIPLIER.
- The WIN MULTIPLIER is unlimited.





Gambling

- With your current stake, a maximum of \$ 500.00 can be bet while gambling.
- Gambling is not possible for higher wins.
- During autoplay gambling is not possible.

SYMBOLS

The table below lists the winning symbols of this game.

	Goddess
	Red Statue
	Blue Eye
	Green Scarab
	Ace
	King
	Queen
	Jack
	Ten

	Nine
	Wild The Wild symbol substitutes all symbols except the Bonus symbol and +4 Red Pyramid. Wild symbols may only appear on the EXTRA REEL.
	Bonus (Scatter) 3 Bonus symbols trigger 8 Free Games.
	Red Pyramid Each Red Pyramid awards 4 additional Free Games.

USER INTERFACE

Buttons

The table below lists the different buttons found in the game and describes their functions.





 / 	Start: Start a game round at the current bet level (alternatively, press the spacebar).
 / 	Total Bet: See available bet options or press + or - to increase or decrease your current bet.
	Max Bet: Set your bet to the maximum available bet.
	Auto: Start Autoplay (for more details on Autoplay see the "Game Rules" section).
	Matching symbols appearing anywhere on adjacent reels from left to right trigger wins. This game is an ALLPAY game and the button is greyed out and cannot be changed.
	Open the menu to access: The payable, deposit options, settings, replay mode or help screen. You can find more details on the available menu options below.

<p>GAMBLING <input type="checkbox"/> OFF</p> <p>GAMBLE / GAMBLE</p>	<p>In "Settings": Toggle the "Gambling" switch from "Off" to "On" to turn on the option to gamble your winnings during the game. Gamble: Enter the "Gamble Game" where you can double your winnings with odds of 50:50. For more details on the Gamble Feature, see the "Game Features" section.</p>
<p>◀ X ▶</p>	<p>In the payable: click the arrow buttons to scroll through the payable. Pressing "X" brings you back to the game again.</p>
<p>🏠 EXIT</p>	<p>Exit: Exit the game.</p>
<p>🔊 🔊 🔊</p>	<p>Change sound settings (sound & music, sound only or sound off).</p>
<p>⌵ / 🖥️</p>	<p>Toggle between fullscreen and windowed mode.</p>
<p>00:00:04 X</p> <p>⏮️ ⏪ 4/6 ⏩ ⏭</p> <p>🎚️</p>	<p>In replay mode: press left or right to step through your last played rounds. Press the "Play" button to see the complete round again.</p>

When playing on a mobile or tablet, you can move the buttons by dragging and dropping them to the positions you want.

Keyboard Input

The table below lists the supported keyboard shortcuts and describes their functions.

	<p>Space</p> <ul style="list-style-type: none"> - Starts a new round. - Collects your current winnings.
	<p>Left Arrow</p> <ul style="list-style-type: none"> - Decreases the current bet until the minimum possible bet has been reached. - Starts the gamble feature when your current winnings can be gambled. - Chooses the red card during the gamble feature.
	<p>Right Arrow</p> <ul style="list-style-type: none"> - Increases the current bet until the maximum possible bet has been reached. - Starts the gamble feature when your current winnings can be gambled. - Chooses the black card during the gamble feature.
	<p>Tab</p> <ul style="list-style-type: none"> - Opens the payable. - Navigates to the next page when pressed while the payable is in view. - Closes the payable again when pressed on the last page.

Paytable & Info

- The paytable lists the symbols, winning combinations and payouts of the game.
- It consists of multiple pages which can be accessed by using the arrow buttons.

Replay

- With the replay option you are able to rewatch your previous rounds.
- For an overview about the controls in replay mode find details in the user interface table above.

Help

- This button displays the ingame help.

Exiting the game

- You can exit the game at the end of each round.

VERSIONS

Game Certification

- Game Certification Version: 1.175.0 (1.0.0)

Game Server

- Game Server Build Technology: novoSDK
- Game Server Factory Version: 1.10.54.0
- Game Server Build Version: 1.175.0
- Game Math Version: 1.0.0

Game Client

- Game Client Build Technology: novoSDK
- Game Client Technology: HTML5 Desktop

Manufacturer and Supplier

- Manufacturer: Greentube GmbH
- Supplier: Greentube GmbH

Any game in progress for more than 2 hours will be completed and the corresponding prize, if any, will be deposited into the account.

The prizes are paid in accordance with the payout table available on the game interface.

The table(s) of values associated with game icons is/are shown as an example.

In this game, the cards presented in the Gamble feature are animated for the sole purpose of entertainment and they should not be used to evaluate the likelihood of a win.