

Game Objective

Side Bet City is a poker game in which you can bet on a 3 Card Hand, 5 Card Hand or 7 Card Hand or, if you believe that none of these hands will win, on All Lose. The game objective is to get the best possible hands.

Game Rules

An unlimited number of players can play simultaneously at one Side Bet City table.

The game is played with one standard 52 card deck. Only one game is played with one deck of cards, and cards are shuffled after each game round.

To play the game place your bet on any of the following bet spots: 3 Card Hand, 5 Card Hand, 7 Card Hand and All Lose.



The dealer will deal 7 cards altogether. The first 3 cards will determine the result of the 3 card hand, the first 5 cards will determine the result of the 5 card hand and the 7 card hand is determined based on all 7 cards dealt with best 5 cards out of the 7 taken into account. If you have placed your bet on any of these hands and it wins, the winning message with your winnings will appear. If you have placed your bet on the All Lose option and none of the 3 Card, 5 Card or 7 Card Hand wins, you win on the All Lose bet, regardless if you had placed a bet on the 3 card hand, 5 card hand or the 7 card hand.

3 Card Hand

Dealer deals the first three cards, revealing the result for the 3 Card Hand:



If you have placed your bet on the 3 Card Hand, and it wins, a winning message will appear.

5 Card Hand


Dealer deals next the two cards, revealing the result for the 5 Card Hand:



If you have placed your bet on the 5 Card Hand, and it wins, a winning message will appear.

7 Card Hand

Dealer will deal the last two cards, revealing the result for the 7 Card Hand:



If you have placed your bet on the 7 Card Hand, and it wins, a winning message will appear.

All Lose

If you have placed your bet on the All Lose bet spot and none of the 3 Card, 5 Card or 7 Card Hands has won, you win, even if you had not placed a bet on the 3 Card Hand, 5 Card Hand or 7 Card Hand bet spots.



Winning Hands

The individual cards are ranked in descending order: Ace (high or low), King, Queen, Jack, 10, 9, 8, 7, 6, 5, 4, 3 and 2.

An Ace can be the highest value card in a Straight of A, K, Q, J, 10 or the lowest value card in a Straight of 5, 4, 3, 2, A.

Possible hands from the highest payouts to the lowest:

Winning hands for 3 Card Hand:



Royal Flush is a suited Ace, King and Queen.



Straight Flush is a hand that contains three cards in sequence, all of the same suit, for example: King, Queen, Jack, all Diamonds.



Three of a Kind is a hand that contains three cards of the same rank. For example, a player having three Kings in their hand would have Three of a Kind.



Straight is a hand that contains three cards of sequential rank in at least two different suits, e.g. Nine, Eight, Seven in two or more suits.



Flush is a hand where all three cards are of the same suit, but not in a sequence, e.g. three cards that are all Clubs.



Any Pair is a hand that contains two cards of one rank (e.g. two Kings), plus one card which are not of this rank.

Winning hands for 5 Card and 7 Card Hands:



Royal Flush is a straight Flush that contains an Ace, King, Queen, Jack and 10 all in the same suit.



Straight Flush is a hand that contains five cards in sequence, all of the same suit, for example: Nine, Eight, Seven, Six and Five, all Hearts.



Four of a Kind is a hand that contains all four cards of one rank and any other card/s. For example, four Aces in your hand would be Four of a Kind.



Full House is a hand that contains three matching cards of one rank and two matching cards of another rank, e.g. three Kings and two Sixes.



Flush is a hand where five cards are of the same suit, but not in a sequence, e.g. five cards that are all Clubs.



Straight is a hand that contains five cards of sequential rank in at least two different suits, e.g. Nine, Eight, Seven, Six and Five in two or more suits.



Three of a Kind is a hand that contains three cards of the same rank. For example, a player having three Kings in their hand would have Three of a Kind.



Two Pairs (5 Card Hand only) is hand that contains two cards of the same rank, plus two cards of another rank (that match each other but not the first pair), plus any card not of either rank. An example of this would be having two Aces and two Kings.



Pair JJ-AA (5 Card Hand only) is a hand that contains a pair of Jacks, a pair of Queens, a pair of Kings or a pair of Aces.

Payouts

Winning Hand	3 Card Hand	5 Card Hand	7 Card Hand
Royal Flush	100:1	1000:1	500:1

Winning Hand	3 Card Hand	5 Card Hand	7 Card Hand
Straight Flush	40:1	250:1	100:1
Four of a Kind	-	100:1	50:1
Full House	-	50:1	7:1
Flush	4:1	40:1	5:1
Straight	5:1	25:1	4:1
Three of a Kind	35:1	7:1	3:1
Two Pairs	-	4:1	-
Pair JJ-AA	-	1:1	-
Any Pair	1:1	-	-

All Lose pays 0.7:1.

Return to Player

The optimal theoretical return-to-player percentage:

- 3 Card Hand – 96.69%
- 5 Card Hand – 95.21%
- 7 Card Hand – 94.34%
- All Lose – 96.29%

Place Bets

The BET LIMITS panel shows the minimum and maximum allowed bet limits at the table, which may change from time to time. Open the Bet Limits to check your current limits.

Side Bet City \$ 1 - 500

To participate in the game, you must have sufficient funds to cover your bets. You can see your current BALANCE on your screen.

BALANCE
\$ 100,000

The TRAFFIC LIGHTS tell you the current status in the game round by informing you of when you can bet (GREEN light), when the betting time

is nearly over (YELLOW light), and when betting time has expired (RED light).

PLACE YOUR BETS

The CHIP DISPLAY allows you to select the value of each chip you wish to bet. Only chips of denominations that can be covered by your current balance will be enabled.



Once you have selected a chip, place your bet by simply clicking/tapping the appropriate betting spot on the game table. Each time you click/tap the betting spot, the amount of your bet increases by the value of the selected chip or up to the maximum limit for the type of bet you have selected. Once you have bet the maximum limit, no additional funds will be accepted for that bet, and a message will appear above your bet to notify you that you have bet the maximum.

NOTE: Please do not minimise your browser or open any other tab in your browser while betting time remains, and you have placed bets on the table. Such actions may be interpreted as leaving the game, and your bets will therefore be declined for that particular game round.

The REPEAT button allows you to repeat all bets from the previous game round. This button is available only before the first chip is placed.



The DOUBLE (2x) button becomes available after you have placed any bet. Each click/tap doubles all your bets up to the maximum limit. Note that you must have a sufficient account balance to double ALL your placed bets.

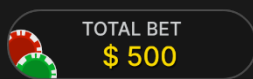


The UNDO button removes the last bet you placed.



You can click/tap the UNDO button repeatedly to remove bets, one by one, in the reverse order of which they were placed. You can clear all your bets by holding the UNDO button.

The TOTAL BET indicator displays the total amount of all bets placed in the current round.



Autoplay

Once you have placed a bet, Autoplay allows you to repeat your selected bet or bets for a chosen number of game rounds.

To start Autoplay, place your bets on the betting grid as usual and then click/tap the Autoplay button.



The Autoplay panel will then open, and from here you simply select the number of game rounds you would like your bet to be repeated in. Then click/tap START to Autoplay.



You can keep track of the number of Autoplay rounds remaining as they are displayed in an indicator on the Autoplay button.

Your Autoplay limit will be displayed in the Autoplay panel. (Example: a total bet of \$200 made on the betting grid followed by x10 Autoplay rounds selected by you = Autoplay limit of \$2000.)

Your automatic game rounds will continue until either your chosen number of Autoplay rounds is complete, or you choose to stop Autoplay.



You can end Autoplay at any time by simply stopping Autoplay.

Placing additional bets on the betting grid or doubling your bets while Autoplay is running will also stop Autoplay.

Chat

You can chat with the dealer and other players. Enter your message in the CHAT field. To post your message, press Enter or the arrow button within the field.

Use the CHAT button to enlarge or, alternatively, to close the chat window.



You can resize and move the chat window anywhere on your screen.

Game Number

Each game round is identified by a unique GAME NUMBER.

21:10:10

This number reflects when the game round began in terms of GMT by *hour: minute: second*. Please use this game number for reference (or take a screenshot of the game number) if you wish to contact Customer Service regarding a particular round.

Sound

The SOUND button will mute/unmute all game sounds and voice from the game. Note that if you change tables, the sound will automatically unmute.



You can alter your sound settings by clicking/tapping the **SETTINGS** button and then selecting the **SOUND** tab.

Game History

The **HISTORY** button will launch a window showing all game rounds you have played and the results of those rounds.



You can review your past gaming activity by viewing your:

- **ACCOUNT HISTORY** – Shows your complete account history as a list of dates, games, bet amounts and payouts. The game round completed most recently appears at the top of the list.
- **GAME HISTORY** – Shows your history related to a particular game once you click/tap the game in the **GAME** column.

Settings

The **SETTINGS** button launches a menu of user-changeable settings.

Your chosen settings will be applied at once and will be stored to your profile. Stored settings will be launched automatically when you log in from any device.

You can alter your general and game settings.



Settings are organised under several main tabs in the **SETTINGS** window:

GENERAL

- You can hide/unhide other players' chat messages.

VIDEO

Your video quality is auto-adjusted, but you can manually change your video quality by selecting the specific stream.

SOUND

You can mute/unmute your DEALER'S VOICE and GAME SOUND and adjust their relative volumes.

Deposit and Withdraw

The CASHIER button will open the cashier/banking window for deposits and withdrawals.



Responsible Gaming

The RESPONSIBLE GAMING button allows you to access the page outlining the Responsible Gaming policy. This page provides useful information and links regarding responsible online gaming behaviour and how to set limitations to your game sessions.



Error Handling

If there is any error in the game, system or game procedure, the game round will be temporarily paused while the dealer notifies the shift manager. You and other players will be notified via Chat, or by an on-screen pop-up message, that the issue is being investigated. If the manager can immediately resolve the error, the game round will continue as normal. If immediate resolution is not possible, the game round will be cancelled, and initial bets will be refunded to all players who participated in the game round.

Disconnection Policy

If you are disconnected from a game round while betting time remains, any bets placed will be void and the bets returned to you. If you are disconnected after betting is closed, placed bets remain valid and are settled in your absence. Upon reconnecting, you can view bet outcomes in the History window.

More Games

The LOBBY button (if applicable) can be selected at any time from any game.

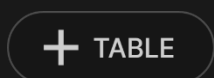


It allows you to easily change game table or select any other live game. You will not be removed from this game until you have actually selected the new game/table you wish to join. You can use the LOBBY to browse other games while still playing in your current game.

Multi-Game Play

If you enjoy non-stop action, you can join up to four different game tables simultaneously and view them all in the same browser window!

After you have joined at least one game table, click on LOBBY. In the lobby or game, click the +TABLE button associated with that table to join it. (Certain tables may be unavailable for multi-game play and will therefore not display a +TABLE button.)



After you have joined multiple tables, you will be able to resize your browser window as a whole, but you will not be able to resize each game table window separately.

You can exit any table without affecting your presence at other tables you have joined. To exit a table, click the X button.

Please note:

- You will exit a table automatically if you join the same table through a different device/browser.
- If you click directly on a table icon instead of the +TABLE button, you will merely *switch* tables instead of joining the chosen table *in addition* to the table you joined previously.

We kindly advise you to join only as many tables as your screen can accommodate while still allowing you to place bets deliberately and accurately.

Shortcut Keys

Shortcut keys can be used to quickly perform useful game functions.

KEY	FUNCTION
Number Keys from 1 onwards	Select the desired chip from the chip display. Key “1” corresponds to the leftmost chip with the lowest value. Key “2” selects the next highest value chip, and so on.
SPACEBAR	Repeat your most recent bet. Click SPACEBAR a second time to double your bet.
CTRL+Z (CMD+Z), DELETE, BACKSPACE	Undo your last bet. Hold for 3 seconds to remove all your bets.
ESC	When applicable, the ESC key can be used to: <ul style="list-style-type: none"> • Exit full-screen mode • Close an open pop-up window (History, Help, Settings, etc.)