

GDM Help File

Video Poker

Video Poker is a 5-card draw poker game with up to 50 hands playable at once.

The theoretical average return to player (RTP) is a maximum 99.54%, or 73.08% when Auto Hold is enabled.

How to Play

Select your bet, and the number of hands to play, and press DEAL to begin the game. Five cards are dealt, you can choose to hold any or all of the cards to try and make a winning combination.

Pressing the DRAW button will remove any cards that are not held and replace them with new cards.

Prizes are paid for any hand that displays a winning combination. Refer to the paytable for prize values.

The total prize can be gambled on a red/black or card suit gamble game. Select red or black, and if a card with the same colour is displayed, your prize is doubled.

If you select a suit (heart, spade, club or diamond) and a matching card from that suit is displayed, your win is quadrupled.

The gamble will end automatically after 5 consecutive winning gambles.

GAME RULES

Payouts are made according to the Paytable

Highest win paid per winning combination

All wins multiplied by the bet per hand played

Malfunction voids all pays and plays

Auto Hold will hold the highest possible win on the initial deal, if any are present

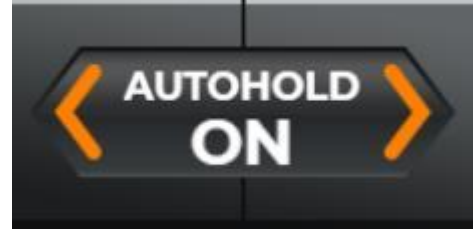



The cards for each hand played are drawn from a separate 52-card deck (up to 50 decks) and each deck is shuffled between every game play.

The prizes are paid in accordance with the payout table available on the game interface.

Any game in progress for more than 24 hours will be cancelled, and the corresponding bet will be refunded.

MAIN GAME SCREEN BUTTONS:

	<p>DEAL:</p>	<p>Deals a new hand of 5 cards</p>
	<p>DRAW:</p>	<p>Removes un-held cards and deals new cars</p>
	<p>SKIP:</p>	<p>Immediately stops the presentation of winnings</p>
	<p>INCREASE BET/REDUCE BET:</p>	<p>Adjusts the bet per hand</p>
	<p>GAMBLE ON/OFF/X3+:</p>	<p>Changes when the gamble game will display. Defaults to OFF. X3+ will show the gamble when a prize of x3 or higher is won.</p>
	<p>INCREASE HANDS/ REDUCE HANDS:</p>	<p>Adjusts the number of hands to play.</p>

 <p>A button with a dark grey background and orange arrowheads on the left and right sides. The text "AUTOHOLD ON" is written in white, bold, sans-serif font in the center.</p>	<p>AUTO HOLD ON/OFF:</p>	<p>Enables or disables the automatic holding of cards when a winning combination is displayed.</p>
 <p>A circular icon with a white gear symbol on a dark grey background.</p>	<p>SETTINGS:</p>	<p>Accesses the Cashier, info, Home, about and back options.</p>
 <p>A circular icon with a white speaker symbol and sound waves on a dark grey background.</p>	<p>MUTE:</p>	<p>Mutes all in-game sound effects. Available on the game screen.</p>
 <p>A circular icon with a green double-headed arrow in the center, overlaid on a background of red, white, and blue vertical stripes.</p>	<p>TABLE COLOUR:</p>	<p>Changes the colour of the table between red, green and blue.</p>

SETTINGS PAGE BUTTONS:



CASHIER: Accesses the casino's cashier area



INFO: Accesses pay awards for winning symbol combinations. Also contains the rules for the game.



HOME: Accesses casino menu



BACK: Returns to game



ABOUT: Displays game version information

The game displays all your details in the following display fields:

Balance: Displays your total balance

Total Bet: The value of the bet

Win: Displays the amount won in the spin