

## Game Objective

Dead or Alive: Saloon is a card-guessing game with unique bonuses, an entertaining Wild West atmosphere and an immersive Bounty Hunt bonus game.

Players bet on cards to predict the playing card that will be dealt and hope to draw bonus cards that will increase their winnings.

## Game Rules

The game is played with a deck that consists of 52 standard cards and 52 bonus cards (Double cards, Bounty cards, and Multiplier cards), which are shuffled after each game round. The objective of the game for the player is to correctly guess which one of the standard playing cards will be drawn by betting on a specific card or several cards with a specific value (2–Ace) or suit. The player may also bet on all cards.



For example, if the player clicks/taps on 10 on the bottom of the betting grid, the selected chip value will be placed on four cards (all four 10s in the grid). Similarly, if the player clicks/taps on a suit on the left/right side of the betting grid, the selected chip value will be placed on all 13 cards of that suit in the grid. Finally, if the player clicks/taps on ALL, bets will be placed on all cards.

Once the betting time is over, the game presenter draws cards from the deck one by one until a standard card is drawn, ending the round.

The deck contains:

- 52 standard cards
- 3 Double cards
- 6 Bounty cards
- 20 20x Multiplier cards
- 19 30x Multiplier cards
- 3 50x Multiplier cards
- 1 100x Multiplier card

During the round, the potential win is shown to the player. The default potential win is 20x.

# 120x

If a 20x, 30x, 50x or 100x Multiplier card is drawn, that amount gets added to the existing potential win amount. For example, if the existing potential win amount is 20x and a 20x card is drawn, the potential win amount becomes 40x.

STAN	30x	52
20x	30x	20
30x	30x	19
50x		3
100x		1
BOUN		6
DOUB		3

If a Double card is drawn, the existing potential win amount is doubled. For example, if the existing potential win amount is 40x and a Double card is drawn, the potential win amount becomes 80x. The Double card does not affect the value of future bonus cards.



If a Bounty card is drawn, a Bounty Hunt bonus round is played.



In the Bounty Hunt bonus round, the player is presented with three targets, each holding a different hidden multiplier bonus (10x–200x). The target that the player chose reveals the multiplier that will be added to the player's potential win amount.



If no decision was made during the decision time or any interruption occurred, the decision will be made automatically and the card will be picked randomly. The round ends when a standard card is drawn.

## Payouts

Bet	Payout
All bet spots	19:1 (Up to \$500,000)

Maximum payout for all your winnings within a game round is limited to \$500,000.

Please note that any malfunction voids the game round and all eventual payouts for the round. Bets will be returned.

## Return to Player

The optimal Return to Player (RTP) percentage is 97.02% (based on the maximum bet placed on an individual bet).

The top prize is capped at other 500,000.

## Place Bets

The BET LIMITS panel shows the minimum and maximum allowed bet limits at the table, which may change from time to time. Open the Bet Limits to check your current limits.

## Dead or Alive Saloon \$1–1,000

To participate in the game, you must have sufficient funds to cover your bets. You can see your current BALANCE on your screen.

BALANCE  
\$ 100,000

In the Immersive view, the TIMER informs you of the duration of betting time. After it expires, the betting is closed, and no more bets are accepted.

12

In the classic view, the TRAFFIC LIGHTS tell you the current status in the game round by informing you when you can bet (GREEN light), when the betting time is nearly over (YELLOW light), and when betting time has expired (RED light).

PLACE YOUR BETS

The CHIP DISPLAY allows you to select the value of each chip you wish to bet. Only chips of denominations that can be covered by your current balance will be enabled.




Once you have selected a chip, place your bet by simply clicking/tapping the appropriate betting spot on the game table. Each time you click/tap the betting spot, the amount of your bet increases by the value of the selected chip or up to the maximum limit for the type of bet you have selected. Once you have bet the maximum limit, no additional funds will be accepted for that bet, and a message will appear above your bet to notify you that you have bet the maximum.

NOTE: Please do not minimise your browser or open any other tab in your browser while betting time remains, and you have placed bets on the table. Such actions may be interpreted as leaving the game, and your bets will therefore be declined for that particular game round.


The REPEAT button allows you to repeat all bets from the previous game round. This button is available only before the first chip is placed.



The DOUBLE (2x) button becomes available after you have placed any bet. Each click/tap doubles all your bets up to the maximum limit. Note that you must have a sufficient account balance to double ALL your placed bets.

 DOUBLE

The UNDO button removes the last bet you placed.

UNDO 

You can click/tap the UNDO button repeatedly to remove bets, one by one, in the reverse order of which they were placed. You can clear all your bets by holding the UNDO button.

The TOTAL BET indicator displays the total amount of all bets placed in the current round.

 TOTAL BET  
\$ 500

## Chat

You can chat with the game host/presenter and other players. Enter your message in the CHAT field. To post your message, press Enter or the arrow button within the field.

Players who misuse Chat by abusing the Game Host or other players or using inappropriate and/or offensive language will have their Chat privileges disabled.

Use the CHAT button to enlarge or, alternatively, to close the chat window.



You can resize and move the chat window anywhere on your screen.

## Game Number

Each game round is identified by a unique GAME NUMBER.

# 21:10:10

This number reflects when the game round began in terms of GMT by *hour: minute: second*. Please use this game number for reference (or take a screenshot of the game number) if you wish to contact Customer Service regarding a particular round.

## Sound

The SOUND button will mute/unmute all game sounds and voice from the game. Note that if you change tables, the sound will automatically unmute.



You can alter your sound settings by clicking/tapping the SETTINGS button and then selecting the SOUND tab.

## Game History

The HISTORY button will launch a window showing all game rounds you have played and the results of those rounds.



You can review your past gaming activity by viewing your:

- ACCOUNT HISTORY — Shows your complete account history as a list of dates, games, bet amounts and payouts. The game round completed most recently appears at the top of the list.
- GAME HISTORY — Shows your history related to a particular game once you click/tap the game in the GAME column.

## Settings

The SETTINGS button launches a menu of user-changeable settings.

Your chosen settings will be applied at once and will be stored to your profile. Stored settings will be launched automatically when you log in from any device.

You can alter your general and game settings.



### GENERAL

You can hide/unhide other players' chat messages.

### VIDEO

Your video quality is auto-adjusted, but you can manually change your video quality by selecting the specific stream.

### SOUND

You can mute/unmute your PRESENTER'S VOICE and GAME SOUND and adjust their relative volumes.

## Autoplay

Once you have placed a bet, Autoplay allows you to repeat your selected bet or bets for a chosen number of game rounds.

To start Autoplay, place your bets and then click/tap the Autoplay button.





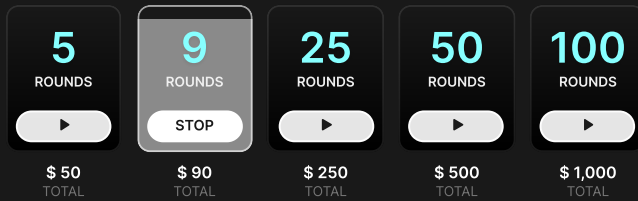
In the Autoplay panel, you can start Autoplay by selecting the number of rounds you want your bets to be repeated for.



Your selected number of Autoplay rounds will be displayed on the Autoplay button. The number of remaining Autoplay rounds will be updated, once Autoplay is started.

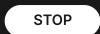
### Autoplay

BET PER ROUND \$ 10



Your total Autoplay bet amount is calculated by multiplying the number of Autoplay rounds with the value of your total bet. It is indicated under each Autoplay rounds card. Your remaining Autoplay limit will also be displayed under each Autoplay rounds card, once Autoplay has started.

Your automatic game rounds will continue until either your chosen number of Autoplay rounds are complete, or you choose to stop Autoplay by clicking/tapping STOP.



When Autoplay is stopped, you will be able to repeat previously selected bets and rounds by clicking/tapping REPEAT.



If you place additional bets on the betting grid or double your bets while Autoplay is running, a message will appear that will allow you to choose to continue Autoplay with your changed bets. If you don't confirm to continue, Autoplay will be stopped.

## Deposit and Withdraw

The CASHIER button will open the cashier/banking window for deposits and withdrawals.



## Responsible Gaming

The RESPONSIBLE GAMING button allows you to access the page outlining the Responsible Gaming policy. This page provides useful information and links regarding responsible online gaming behaviour and how to set limitations to your game sessions.



## Error Handling


If there is an error in the game, system or game procedure, the game round will be temporarily paused while the game host/presenter notifies the service manager. You and other players will be notified via Chat, or by an on-screen pop-up message, that the issue is being investigated. If the manager can immediately resolve the error, the game round will continue as normal. If immediate resolution is not possible, the game round will be cancelled, and initial bets will be refunded to all players who participated in the game round.

## Disconnection Policy

If you are disconnected from a game round, any placed bets remain valid and are settled in your absence. Upon reconnecting, you can view bet outcomes in the History window.

## More Games

The LOBBY button can be selected at any time from any game.

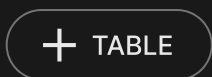


It allows you to easily change the game table or select any other live game. You will not be removed from this game until you have actually selected the new game/table you wish to join. You can use the LOBBY to browse other games while still playing in your current game.

## Multi-Game Play

If you enjoy non-stop action, you can join more than one game table — then view and play them simultaneously, all in the same browser window!

After you have joined at least one game table, click on LOBBY. In the lobby or game, click the +TABLE button associated with that table to join it. Certain tables may be unavailable for multi-game play and will therefore not display a +TABLE button.



After you have joined multiple tables, you will be able to resize your browser window as a whole, but you will not be able to resize each game table window separately.

You can exit any table without affecting your presence at other tables you have joined. To exit a table, click the X button.

Please note:



- You will exit a table automatically if you join the same table through a different device/browser.
- If you click directly on a table icon instead of the +TABLE button, you will merely *switch* tables instead of joining the chosen table *in addition* to the table you joined previously.

We kindly advise you to join only as many tables as your screen can accommodate while still allowing you to place bets deliberately and accurately.

## Shortcut Keys

Shortcut keys can be used to quickly perform useful game functions.

KEY	FUNCTION
Number Keys from 1 onwards	Select the desired chip from the chip display. Key “1” corresponds to the leftmost chip with the lowest value. Key “2” selects the next highest value chip, and so on.
SPACEBAR	Repeat your most recent bet. Press SPACEBAR a second time to double your bet.
CTRL+Z (CMD+Z), DELETE, BACKSPACE	Undo your last bet. Hold for 3 seconds to remove all your bets.
ESC	When applicable, the ESC key can be used to: <ul style="list-style-type: none"> <li>• Exit full-screen mode</li> <li>• Close an open pop-up window (History, Help, Settings, etc.)</li> </ul>