

Burning Wild



BURNING Wild™

1/3

Symbol	5x	4x	3x	2x
7	\$30.00	\$2.00	\$0.50	\$0.10
SCATTER (Yellow Star)	\$5.00	\$1.00	\$0.15	
Watermelon	\$5.00	\$1.00	\$0.40	
Cherries	\$1.00	\$0.30	\$0.10	
Wild (Fire)				
SCATTER (Purple Star)	\$2.00	\$0.50	\$0.20	
Bell	\$2.00	\$0.50	\$0.20	
Plum	\$1.00	\$0.30	\$0.10	
Orange	\$1.00	\$0.30	\$0.10	

APPEARS ON REELS 1, 3 AND 5 ONLY

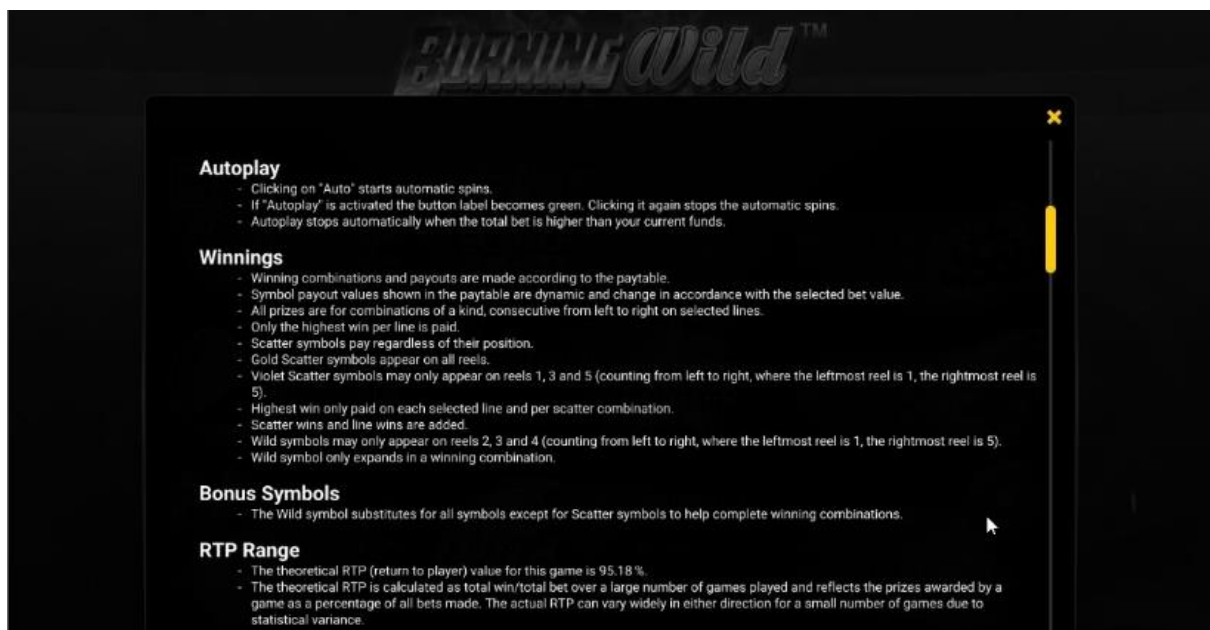
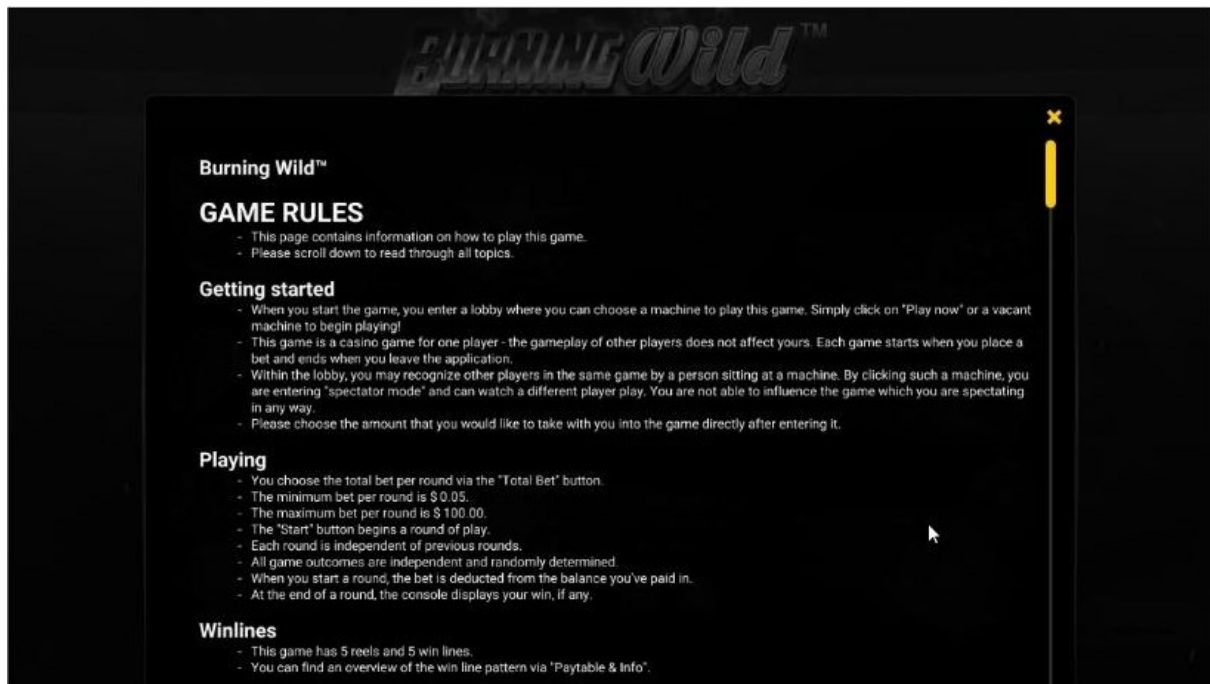
SUBSTITUTES FOR ALL SYMBOLS EXCEPT

Wild

MENU | LINES 5 | TOTAL BET \$0.05 | ◀ | ✖ | ▶ | MAX BET | AUTO | START

EXIT | FULLSCREEN | 3766689 | 08:54 | NOVOMATIC





The prizes are paid in accordance with the payout table available on the game interface.

Any game in progress for more than 2 hours will be completed and the corresponding prize, if any, will be deposited into the account.

BURNING Wild™

Connection Loss

- In case you lose your network connection, the game will complete the current round of play.
- If this round contains multiple spins (e.g. free games feature), the game will determine your winnings based on the game's expected win values.

Malfunction voids all pays and plays.

GAME FEATURES

Gambling

- With your current bet it is possible to gamble any win up to 5 times with a maximum stake of \$ 25.00.
- For higher wins gambling is not possible.
- During autoplay gambling is not possible.

SYMBOLS

The table below lists the winning symbols of this game.

	Orange		Grape
	Plum		Seven



BURNING Wild™

	Lemon		Violet Scatter
	Cherry		Gold Scatter
	Bell		Wild
	Melon		

USER INTERFACE

BURNING Wild™

Buttons

The table below lists the different buttons found in the game and describes their functions.

 / 	Start: Start a game round at the current bet level.
 / 	Total Bet: See available bet options or press + or - to increase or decrease your current bet.
	Max Bet: Set your bet to the maximum available bet.

BURNING Wild™

	Auto: Start Autoplay (for more details on Autoplay see the "Game Rules" section).
	Lines: Change the number of lines. If this button is greyed out, you cannot change the number of lines.
	Menu: Open the menu to access: The payable, deposit options, settings, replay mode or help screen. You can find more details on the available menu options below.
<p>GAMBLING </p>  / 	In "Settings": Toggle the "Gambling" switch from "Off" to "On" to turn on the option to gamble your winnings during the game. Gamble: Enter the "Gamble Game" where you can double your winnings with odds of 50:50. For more details on the Gamble Feature, see the "Game Features" section.

BURNING Wild™





	<p>In the payable: click the arrow buttons to scroll through the payable. Pressing 'X' brings you back to the game again.</p>
	<p>Exit: Exit the game.</p>
	<p>Change sound settings (sound & music, sound only or sound off).</p>
	<p>Toggle between fullscreen and windowed mode.</p>
<p style="font-size: 1.2em; font-weight: bold;">00:00:04</p> 	<p>In replay mode: press left or right to step through your last played rounds. Press the "Play" button to see the complete round again.</p>

When playing on a mobile or tablet, you can move the buttons by dragging and dropping them to the positions you want.

BURNING Wild™

Keyboard Input

The table below lists the supported keyboard shortcuts and describes their functions.

	<p>Space</p> <ul style="list-style-type: none"> - Starts a new round. - Collects your current winnings. - Triggers a fast stop of the running reels.
	<p>Left Arrow</p> <ul style="list-style-type: none"> - Decreases the current bet until the minimum possible bet has been reached. - Starts the gamble feature when your current winnings can be gambled. - Chooses the red card during the gamble feature.
	<p>Right Arrow</p> <ul style="list-style-type: none"> - Increases the current bet until the maximum possible bet has been reached. - Starts the gamble feature when your current winnings can be gambled. - Chooses the black card during the gamble feature.
	<p>Tab</p> <ul style="list-style-type: none"> - Opens the payable. - Navigates to the next page when pressed while the payable is in view. - Closes the payable again when pressed on the last page.

BURNING Wild™

Paytable & Info

- The paytable lists the symbols, winning combinations and payouts of the game.
- It consists of multiple pages which can be accessed by using the arrow buttons.

Deposit

- You can top up your gaming account by making a deposit via the "Deposit" button in "Menu". You can use the slider to choose how much of your remaining account balance you wish to add to your current session.
- If you do not have enough funds on your account balance to add more to your current session, you can top up your account via the website.

Replay

- With the replay option you are able to rewatch your previous rounds.
- For an overview about the controls in replay-mode find details in the user interface table above.

Help

- This button displays the ingame help.

Exiting the game

- You can exit the game at the end of each round.

VERSIONS

Game Certification

- Game Certification Version: 1.107.0 (1.0.3)

Game Server

- Game Server Build Technology: novoSDK
- Game Server Factory Version: 1.10.54.0
- Game Server Build Version: 1.107.0
- Game Math Version: 1.0.3

Game Client

- Game Client Build Technology: novoSDK
- Game Client Technology: HTML5 Desktop

Manufacturer and Supplier

- Manufacturer: Greentube Internet Entertainment Solutions GmbH
- Supplier: Greentube Internet Entertainment Solutions GmbH

MENU 5 \$ 0.05 BET START

EXIT FULLSCREEN 3766699 08:54 NOVOMATIC