

## BINGO STAXX™ Amazon Fury

### GAME RULES

- This page contains information on how to play this game.
- Please scroll down to read through all topics.

#### Getting started

- When you start the game, you enter a lobby where you can choose a machine to play this game. Simply click on "Play now" or a vacant machine to begin playing!
- This game is a game for one player - the gameplay of other players does not affect yours. Each game starts when you place a bet and ends when you leave the application.
- In the lobby, you may see other players in the same game sitting at a machine. By clicking such a machine, you are entering "spectator mode" and can watch a different player play. You are not able to influence the game which you are spectating in any way.

#### Playing

- You choose the total bet per round via the "Total Bet" button.
- The minimum bet per round is € 0.75.
- The maximum bet per round is € 112.50.
- The "Start" button begins a round of play.
- Each round is independent of previous rounds.
- All game outcomes are independent and randomly determined.
- When you start a round, the bet is deducted from the balance you've paid in.
- At the end of a round, the console displays your win, if any.

#### Win Lines

- BINGO STAXX™ Amazon Fury has 5 reels and 50 lines.
- You can find an overview of the win line pattern via "Paytable & Info".
- Consequently, a bet/line of 0.01 results in a total bet of 0.75 on 50 lines played (50 lines x 0.01 bet/line + 50% extra bet = 0.75 total bet).

#### Autoplay

- Clicking on "Auto" starts automatic spins.
- If "Autoplay" is activated the button label becomes green. Clicking it again stops the automatic spins.
- Autoplay stops automatically when the total bet is higher than your current funds.
- Autoplay stops automatically when a feature is awarded.

#### Winnings

- Wild symbols substitute for all symbols except Medallion, Coin and Arrow to help complete winning combinations.
- Winning combinations and payouts are made according to the paytable.
- Symbol payout values shown in the paytable are dynamic and change in accordance with the selected bet value.
- All wins start on the leftmost reel and are for combinations of a kind, consecutive from left to right on selected lines, except scatters.
- Scatter wins and line wins are added.
- Highest win only paid on each selected line and per scatter combination.

#### Bonus Symbols

- Wild substitutes for all symbols except for Medallion, Coin and Arrow.
- The Arrow symbol increases the BINGO STAXX™ multiplier by 1.
- Wild symbols appear on reels 2, 3 and 4 only.

#### RTP Range

- The theoretical RTP (return to player) value for this game is 95.13 %.
- The theoretical RTP is calculated as total win/total bet over a large number of games played and reflects the prizes awarded by a game as a percentage of all bets made. The actual RTP can vary widely in either direction for a small number of games due to statistical variance.

#### Connection Loss

- In case you lose your network connection, the game will proceed to complete the current round of play automatically after a delay of 2 hours absence from the game.
- If you reconnect into the game earlier, you are able to continue playing the current round.
- This includes all settings such as number of lines and bet.
- If this round contains multiple spins (e.g. free games feature), the game will determine your winnings based on the game's expected win values.

Malfunction voids all pays and plays.

The prizes are paid in accordance with the payout table available on the game interface.

Any game in progress for more than 2 hours will be completed and the corresponding prize, if any, will be deposited into the account.

## GAME FEATURES

### FREE GAMES Feature

- 5 or more scattered Medallion symbols trigger the FREE GAMES Feature.
- 5 scattered Medallion symbols award 15 FREE GAMES and each additional Medallion that is part of the FREE GAMES trigger spin awards 3 additional FREE GAMES up to a maximum of 75 FREE GAMES.
- FREE GAMES are played using the same bet as the spin which triggered them.
- During the FREE GAMES all line wins are multiplied by 3.
- It is possible to retrigger the FREE GAMES Feature.

### BINGO STAXX™ Feature

- Each BINGO STAXX™ board starts with 3 covered positions.
- A Diamond symbol is placed in the center position. A Crown symbol and a Star symbol are placed randomly.
- Coin prizes landing on reels during spins are placed in the respective position on the BINGO STAXX™ board. Coin prizes landing on respective Crown and Star positions are paid immediately to player.
- 5 Coins in a vertical, horizontal, or diagonal line award the BINGO STAXX™ Feature.
- Coin prize values accumulate until a BINGO STAXX™ line is formed.
- Possible Coin prizes are up to 16x total bet.
- A completed BINGO STAXX™ line on the Bingo board will award the player with the prizes on that line and the board will reset and remove all accumulated Coins.
- Completing a BINGO STAXX™ line with the Diamond symbol included awards a wheel spin.
- Possible prizes include Grand Jackpot, Maxi Jackpot or Mini Jackpot or up to 35x total bet.
- Completing a BINGO STAXX™ line with the Crown symbol included awards a wheel spin.
- Possible prizes include Maxi Jackpot, Mini Jackpot or up to 40x total bet.
- Completing a BINGO STAXX™ line with the Star symbol included awards a wheel spin.
- Possible prizes include Mini Jackpot or up to 20x total bet.
- Wheel prizes are not multiplied by the BINGO STAXX™ multiplier.
- It is not possible to land a Coin prize on the center position.

### BINGO STAXX™ Multiplier

- Landing an Arrow in the center position will increase the BINGO STAXX™ multiplier by 1.
- When a BINGO STAXX™ Feature is awarded, the Coin values on the winning BINGO STAXX™ line are multiplied by the current multiplier.
- All winning Coin prizes will be multiplied by the multiplier displayed on the right of the Bingo board.
- The maximum multiplier value is 5x.
- The multiplier is reset after the payout of a winning BINGO STAXX™ line.
- Grand, Maxi or Mini prize values are not multiplied.

### Jackpots


















- The amount you are eligible to win will be shown in the jackpot bank.
- The payout win of each jackpot depends on your stake. The payout is 200 times your stake for the Grand Jackpot, 40 times your stake for the Maxi Jackpot and 20 times your stake for the Mini Jackpot.

### Gambling

- With your current stake, a maximum of € 56 250.00 can be bet while gambling.
- For higher wins or during autoplay, gambling is not possible.

## SYMBOLS

The table below lists the winning symbols of this game.



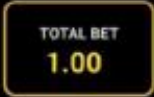













	Medallion (Scatter)		Wild
	Coin		Arrow
	Diamond		Crown
	Star		Princess
	Cheetah		Toucan
	Bolt		Frog
	Jack		Ace
	Queen		King
	Ten		



## USER INTERFACE

### Buttons





The table below lists the different buttons found in the game and describes their functions.

 	<p>Start: Start a game round at the current bet level.</p>
 	<p>Total Bet: See available bet options or press + or - to increase or decrease your current bet.</p>
	<p>Max Bet: Set your bet to the maximum available bet.</p>
	<p>Auto: Start Autoplay (for more details on Autoplay see the "Game Rules" section).</p>
	<p>Open the menu to access: The paytable, deposit options, settings, replay mode or help screen. You can find more details on the available menu options below.</p>
   	<p>In "Settings": Toggle the "Gambling" switch from "Off" to "On" to turn on the option to gamble your winnings during the game. Gamble: Enter the "Gamble Game" where you can double your winnings with odds of 50:50. For more details on the Gamble Feature, see the "Game Features" section.</p>
	<p>In the paytable: click the arrow buttons to scroll through the paytable. Pressing "X" brings you back to the game again.</p>
	<p>Exit: Exit the game.</p>
	<p>Change sound settings (sound &amp; music, sound only or sound off).</p>
	<p>Toggle between fullscreen and windowed mode.</p>
	<p>In replay mode: press left or right to step through your last played rounds. Press the "Play" button to see the complete round again.</p>

When playing on a mobile or tablet, you can move the buttons by dragging and dropping them to the positions you want.

### Keyboard Input

The table below lists the supported keyboard shortcuts and describes their functions.

	<p>Space</p> <ul style="list-style-type: none"> <li>- Starts a new round.</li> <li>- Collects your current winnings.</li> <li>- Triggers a fast stop of the running reels.</li> </ul>
	<p>Left Arrow</p> <ul style="list-style-type: none"> <li>- Decreases the current bet until the minimum possible bet has been reached.</li> <li>- Starts the gamble feature when your current winnings can be gambled.</li> <li>- Chooses the red card during the gamble feature.</li> </ul>
	<p>Right Arrow</p> <ul style="list-style-type: none"> <li>- Increases the current bet until the maximum possible bet has been reached.</li> <li>- Starts the gamble feature when your current winnings can be gambled.</li> <li>- Chooses the black card during the gamble feature.</li> </ul>
	<p>Tab</p> <ul style="list-style-type: none"> <li>- Opens the paytable.</li> <li>- Navigates to the next page when pressed while the paytable is in view.</li> <li>- Closes the paytable again when pressed on the last page.</li> </ul>

### **Paytable & Info**

- The payable lists the symbols, winning combinations and payouts of the game.
- The payable always shows the prizes for the currently selected bet and number of lines.
- It consists of multiple pages which can be accessed by using the arrow buttons.

### **Replay**

- With the replay option you are able to rewatch your previous rounds.
- For an overview about the controls in replay-mode find details in the user interface table above.

### **Help**

- This button displays the ingame help.

### **Exiting the game**

- You can exit the game at the end of each round.

## **VERSIONS**

### **Game Certification**

- Game Certification Version: 1.114.0 (1.0.2)

### **Game Server**

- Game Server Build Technology: novoSDK
- Game Server Factory Version: 1.10.54.0
- Game Server Build Version: 1.114.0
- Game Math Version: 1.0.2

### **Game Client**

- Game Client Build Technology: novoSDK
- Game Client Technology: HTML5 Desktop

### **Manufacturer and Supplier**

- Manufacturer: Greentube GmbH
- Supplier: Greentube GmbH