

## Game Objective

The objective in Lightning Baccarat is to predict whether Player or Banker hand will win by having the value closest to 9.

## Game Rules

The game is hosted by a dealer and is played with eight standard 52-card decks. Card values are as follows:

- Aces are the lowest cards and are worth 1 point each.
- Cards from 2 to 9 are worth their numerical face values.
- 10s and face cards (jacks, queens, and kings) are each worth 0.

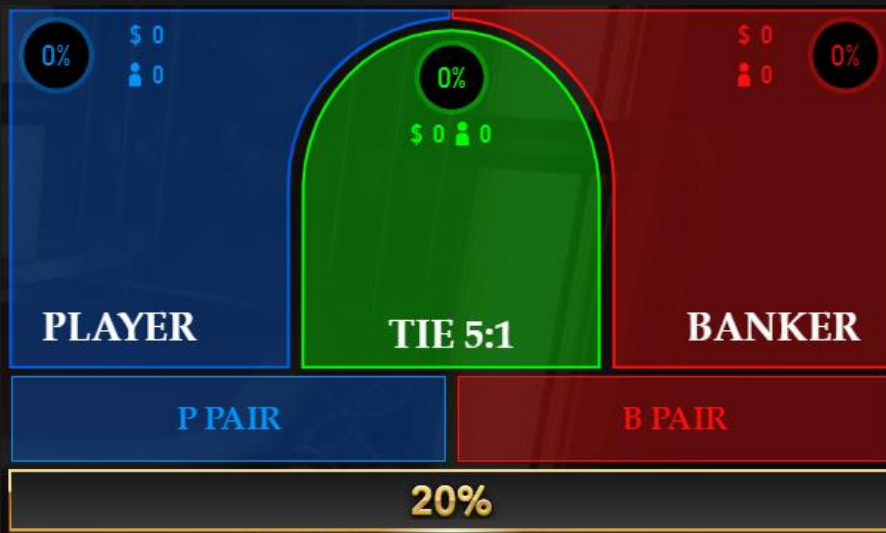
Only the numeric value of each card is relevant in the main Baccarat game; each card's suit (hearts, spades, clubs, or diamonds) is irrelevant.

Prior to each deal, you must place your bet on whether the Player or the Banker will win the round by having the hand with a value closest to 9.

If you believe that both the Player and Banker will hold hands of equal value, you also have the option to bet on Tie.

In addition, you can also bet on Player/Banker Pair (P/B Pair), which will pay if the first two cards dealt to the Player/Banker constitute a pair.

A Lightning fee of 20% will be added to each of your placed bets. For example, if your bet is 5, then 20% Lightning fee applied is 1, and your total bet will be 6. This total bet value will be visible on your screen.



## Lightning Round

After your bets are accepted, the Lightning round occurs. During the Lightning round from one to five random Lightning cards are drawn from a virtual 52-card pack. These Lightning cards are then given randomly assigned Lightning multipliers of 2x, 3x, 4x, 5x or 8x. If your bet wins and contains card/s that are among the selected Lightning cards, your payout will be multiplied by the Lightning multiplier assigned to the card/s.

You will have a chance to win even more if two or more Lightning cards are dealt to the same bet spot. Those multipliers will be multiplied and your payout then will be multiplied by the total multiplier! Your initial bet will be added on top of your winnings. If the winning hand does not contain the revealed Lightning card/s, then the regular payout is applied. See “Payouts” section for detailed payout information.

After the Lightning Round has occurred, the dealer deals two initial cards to the Player and to the Banker.

If the Player and Banker hold hands of equal value, the round ends in a tie. The Tie bet wins, and bets on the Player and Banker push (are returned). The Lightning fee for the pushed Player/Banker bets will not be returned.



5	D	S	S	S	S	D	D	D	D	S	S
6	S	S	S	S	S	S	S	D	D	S	S
7	S	S	S	S	S	S	S	S	S	S	S
8	S	S	S	S	S	S	S	S	S	S	S
9	S	S	S	S	S	S	S	S	S	S	S

D - Draw; S - Stand

If the Player's hand stands on a 6 or 7, then a Banker hand totalling 3, 4 or 5 must draw, while a Banker hand totalling 6 must stand.

Whoever gets the hand closest to a total of 9 wins.

### Side Bets

Side Bet	Description
P Pair	Pays if the first two cards dealt to the Player constitute a pair.
B Pair	Pays if the first two cards dealt to the Banker constitute a pair.

### Payouts

Your payout depends on the type of bet placed.

BET	PAYS
Player	1 – 512:1

Banker	1 – 512:1 95% of your Banker bet is returned if Banker wins
Tie	5 – 1,310,720:1
P Pair	9 – 576:1
B Pair	9 – 576:1

Maximum payout for all your winnings within a game round is limited. For details see the Bet Limit table.

Please note that any malfunction voids the game round and all eventual payouts for the round. Bets will be returned.

### Return to Player

The optimal Return to Player (RTP) percentage for Lightning Baccarat is 98.76%.

Side Bet	Return to Player
Player	98.76%
Banker	98.59%
Tie	94.51%
P Pair	88.35%
B Pair	88.35%

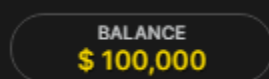
RTP is based on a maximum bet placed on an individual bet.

### Place Bets

The BET LIMITS panel shows the minimum and maximum allowed bet limits at the table, which may change from time to time. Open the Bet Limits to check your current limits.

## Lightning Baccarat \$ 5 - 1,000

To participate in the game, you must have sufficient funds to cover your bets. You can see your current BALANCE on your screen.



The TRAFFIC LIGHTS tell you the current status in the game round by informing you of when you can bet (GREEN light), when the betting time is nearly over (YELLOW light), and when betting time has expired (RED light).

## PLACE YOUR BETS

The CHIP DISPLAY allows you to select the value of each chip you wish to bet. Only chips of denominations that can be covered by your current balance will be enabled.



Once you have selected a chip, place your bet by simply clicking/tapping the appropriate betting spot on the game table. Each time you click/tap the betting spot, the amount of your bet increases by the value of the selected chip or up to the maximum limit for the type of bet you have selected. Once you have bet the maximum limit, no additional funds will be accepted for that bet, and a message will appear above your bet to notify you that you have bet the maximum.

NOTE: Please do not minimise your browser or open any other tab in your

browser while betting time remains, and you have placed bets on the table. Such actions may be interpreted as leaving the game, and your bets will therefore be declined for that particular game round.

The DOUBLE button becomes available after you have placed any bet. Each click/tap doubles all your bets up to the maximum limit. Note that you must have a sufficient account balance to double ALL your placed bets.



The REPEAT button allows you to repeat all bets from the previous game round. This button is available only before the first chip is placed.

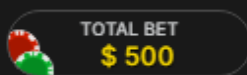


The UNDO button removes the last bet you placed.



You can click/tap the UNDO button repeatedly to remove bets, one by one, in the reverse order of which they were placed. You can clear all your bets by holding the UNDO button.

The TOTAL BET indicator displays the total amount of all bets placed in the current round.



## Bet Statistics

The total wager placed on a particular bet spot is shown as well as the number

of players who placed bets on the spot.

The percentages of all bets placed on the Banker, the Player or on a Tie are also shown.

You can choose to hide these statistics under Game Settings.

## Chat

You can chat with the dealer and other players. Enter your message in the CHAT field. To post your message, press Enter or the arrow button within the field.

Use the CHAT button to enlarge or, alternatively, to close the chat window.



You can resize and move the chat window anywhere on your screen.

## Scorecards

Baccarat streaks and trends for either the Player or the Banker using a particular shoe are recorded in various scoreboards. These pictorial representations of past round results and other statistics regarding the current shoe may be of help to you in predicting the results of future rounds.

The BIG ROAD displays the results of each past round, while the Big Eye Road, Small Road and Cockroach Road display patterns derived from the BIG ROAD.

Roads and shoe statistics are always cleared when a new shoe is introduced.

### **BIG ROAD**

In the BIG ROAD, the result of the earliest round is recorded in the upper left



corner.

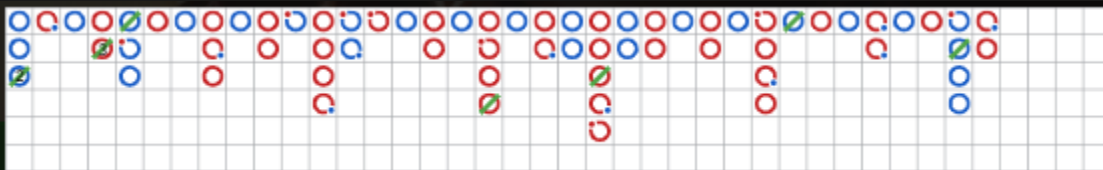
A new column is created each time the Banker's winning streak changes in favour of the Player, or vice versa.

A cell outlined in red indicates a Banker win. A cell outlined in blue indicates a Player win.

A cell for the game result that was impacted by the Lightning multiplier is circled in gold.

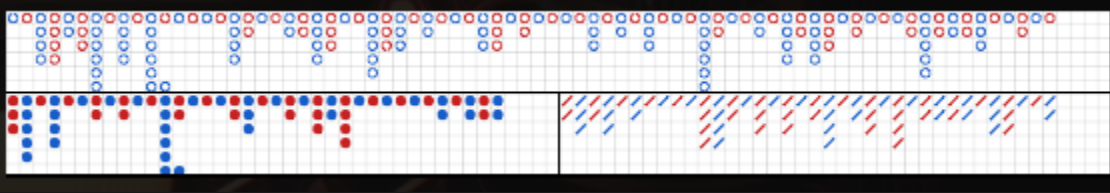
A Tie is recorded as a green line through the cell for the preceding round. If the first round is a Tie, the green line will appear first, and the red or blue outline will appear around the line once the Player or Banker wins a round.

If there are two or more consecutive tie rounds, the number on line will show the number of ties.



## DERIVED ROADS

For the true Baccarat enthusiast, the Big Eye Road, Small Road and Cockroach Road are included to display patterns derived from past results recorded in the BIG ROAD. The Big Eye Road uses outlined circles, the Small Road uses solid circles, and the Cockroach road uses slashes. However, in these derived roads, the colours red and blue do not correspond to Banker and Player wins, and there is no way to discern ties or pairs. In derived roads, red entries are a sign of repetition, whereas blue entries signal a more erratic, "choppy" shoe.



The derived roads do not start at the very beginning of the shoe. They start with the hand following the first hand in the second, third and fourth columns of the BIG ROAD. Once a derived road starts, an additional red or blue symbol is added after every round.

## SHOE STATISTICS

The following statistics based on the current shoe are displayed for you:

Total - The number of completed rounds thus far.






Banker - The number of Banker wins thus far.

Player - The number of Player wins thus far.

Tie - The number of tie rounds thus far.

Banker (Pair): The number of Banker pairs thus far.

Player (Pair): The number of Player pairs thus far.

#	381
	166
	176
	39
	49
	34

## ROAD PROBING TABLE

The Road PROBING Table displays the icon that will be added to the three derived roads if the next round is won by the Banker or the Player. Click the

Banker (B) or Player (P) button to see the icon that will be added in the roads if the next round is won by the Banker or the Player.



## Game Number


Each game round is identified by a unique GAME NUMBER.

#21:10:10

This number reflects when the game round began in terms of GMT by *hour: minute: second*. Please use this game number for reference (or take a screenshot of the game number) if you wish to contact Customer Service regarding a particular round.

## Sound

The SOUND button will mute/unmute all game sounds and voice from the game. Note that if you change tables, the sound will automatically unmute.



You can alter your sound settings by clicking/tapping the SETTINGS button and then selecting the SOUND tab.

## Game History

The HISTORY button will launch a window showing all live game rounds you have played and the results of those rounds.



You can review your past gaming activity by viewing your:


- ACCOUNT HISTORY – Shows your complete account history as a list of dates, games, bet amounts and payouts. The game round completed most recently appears at the top of the list.
- GAME HISTORY – Shows your history related to a particular game once you click/tap the game in the GAME column.

## Settings

The SETTINGS button launches a menu of user-changeable settings.

Your chosen settings will be applied at once and will be stored to your profile. Stored settings will be launched automatically when you log in from any device.

You can alter settings to change your video quality, sound, scorecard options and other general game settings.



Settings are organised under several main tabs in the SETTINGS window:

### GENERAL

- You can hide/unhide other players' chat messages.
- You can enable additional SIDE BETS.

## VIDEO

Your video quality is auto-adjusted, but you can manually change your video quality by selecting specific stream.

## SOUND

You can mute/unmute your DEALER'S VOICE and GAME SOUND and adjust their relative volumes.

## SCORECARDS

You can choose your preferable background colour of scorecards.


## Deposit and Withdraw

The CASHIER button will open the cashier/banking window for deposits and withdrawals.



## Responsible Gaming

The RESPONSIBLE GAMING button allows you to access the page outlining the Responsible Gaming policy. This page provides useful information and links regarding responsible online gaming behaviour and how to set limitations to your game sessions.



## Error Handling

If there is any error in the game, system or game procedure, the game round will be temporarily paused while the dealer notifies the shift manager. You and other players will be notified via Chat, or by an on-screen pop-up message, that the issue is being investigated. If the manager can immediately resolve the error, the game round will continue as normal. If immediate resolution is not possible, the game round will be cancelled and initial bets will be refunded to all players who participated in the game round.

### Disconnection Policy

If you are disconnected from a game round, any placed bets remain valid and are settled in your absence. Upon reconnecting, you can view bet outcomes in the History window.


### Shuffling

Game-play continues until the cut card is dealt. Subsequently, the cards are shuffled by a dealer or a shuffler.

If a shuffle table is available, then two shoes with two sets of playing cards are used at the table. In this case, the dealer swaps the shoes, and the shuffle is performed by a shuffler at the shuffling table while the dealer continues to host the game round.

### More Games

The LOBBY button (if applicable) can be selected at any time from any game.



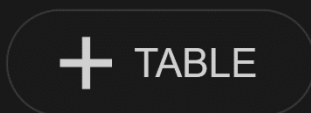
It allows you to easily change game table or select any other live game. You will not be removed from this game until you have actually selected the new

game/table you wish to join. You can use the LOBBY to browse other games while still playing in your current game.

## Multi-Game Play

If you enjoy non-stop action, you can join up to four different game tables simultaneously and view them all in the same browser window!

After you have joined at least one game table, click on LOBBY. In the lobby or game, click the +TABLE button associated with that table to join it. (Certain tables may be unavailable for multi-game play and will therefore not display a +TABLE button.)



After you have joined multiple tables, you will be able to resize your browser window as a whole, but you will not be able to resize each game table window separately.

You can exit any table without affecting your presence at other tables you have joined. To exit a table, click the X button.

Please note:

- You will exit a table automatically if you join the same table through a different device/browser.
- If you click directly on a table icon instead of the +TABLE button, you will merely *switch* tables instead of joining the chosen table *in addition* to the table you joined previously.

We kindly advise you to join only as many tables as your screen can accommodate while still allowing you to place bets deliberately and accurately.

## Shortcut Keys

Shortcut keys can be used to quickly perform useful game functions.

KEY	FUNCTION
Number Keys from 1 onwards	Select the desired chip from the chip display. Key “1” corresponds to the leftmost chip with the lowest value. Key “2” selects the next highest value chip, and so on.
SPACEBAR	Repeat your most recent bet. Click SPACEBAR a second time to double your bet.
CTRL+Z (CMD+Z), DELETE, BACKSPACE	Undo your last bet. Hold for 3 seconds to remove all your bets.
ESC	<p>When applicable, the ESC key can be used to:</p> <ul style="list-style-type: none"><li>• Exit full-screen mode</li><li>• Close an open pop-up window (History, Help, Settings, etc.)</li></ul>