

## Game Objective

Monopoly Big Baller is a unique and entertaining gameshow that combines Mega Ball with one of the world's most well-known board games. Place your bet on Chance or Free Space cards, watch which numbered balls are randomly drawn by the ball drawing machine and complete lines to win.

Bet on '3 ROLLS' and '5 ROLLS' to play the Bonus Game that will take you to a virtual 3D Monopoly board, where Mr. Monopoly will walk around the board and collect multiplier prizes for you.

The MONOPOLY name and logo, the distinctive design of the game board, the four corner squares, the MR. MONOPOLY name and character, as well as each of the distinctive elements of the board, cards, and the playing pieces are trademarks of Hasbro for its property trading game and game equipment and are used with permission. © 1935, 2022 Hasbro. All Rights Reserved. Licensed by Hasbro.

## Game Rules

### Main Game

Place your bet on 1–4 Chance/Free Space cards. When you place your bet, the 5×5 cell card that you bet on is populated with randomly generated numbers ranging 1–60. You can switch each card between being a Chance card and being a Free Space card.

- Free Space card — The center cell is a “free space”, and this acts as a drawn number. This means that there are increased odds of making a line.



- Chance card — There are no free spaces, however the center cell is guaranteed to have a multiplier. This means that there are increased odds of a higher payout,

but a lower chance of making a line.



Once the betting time is over, Mr. Monopoly will pull a lever to place random daubs (free spaces) and multipliers on the cards you bet on. A daub acts as a drawn number, but a multiplier has a chance to increase your winnings.

Multipliers are engaged when a ball or several balls are drawn that correspond with the number with the multiplier on the card.

There are three types of Chance multipliers that can be generated:

- Standard (10x or 20x) — if you get a number with a standard multiplier and that number becomes part of a winning line for that card, your winnings for that line are multiplied by that amount. If your winning line contains several standard multipliers, they are added up before multiplication. For example, if you place 5 \$ on a card and that card has a winning line with a standard multiplier 10x and a second standard multiplier 20x, the calculation will be  $5 \$ \times (10x + 20x) = 150 \$$ .



- Line (20x or 50x) — if you get all the numbers and make a winning line that has a line multiplier, your winnings for that line are multiplied by that amount. If that line also contains numbers with Standard multipliers, they are added up with the Line multiplier before multiplication. For example, if you place 5 \$ on a card and that card has a winning line with a Line multiplier 50x and a Standard multiplier

10x, the calculation will be  $5 \$ \times (50x + 10x) = 300 \$$ .



- Global (2x or 3x) — if you get a number with a global multiplier, your winnings for all lines on that card (including any Line or Standard multipliers) are multiplied by this amount. The number with the global multiplier does not need to be part of the winning line. For example, if you place 5 \$ on a card and that card has a global multiplier 2x the number for which gets drawn, and the winning line has a Standard multiplier 10x and a Line multiplier 50x, the calculation will be  $5 \$ \times (10x + 50x) \times 2 = 600 \$$ . The maximum number of global multipliers per card is 2.



After that, 20 out of 60 numbered balls are drawn from the ball drawing machine. If the number of the drawn ball matches a number in any of your cards, a daub is automatically placed on that number.

The game displays the drawn balls and their numbers for the current round and how many balls are left to be drawn. Red balls are balls that are on 1 or more of your cards and grey balls are balls that do not match any number on any of your cards.

Balls left: 9/20



If you complete a line on a card, the bet on that card wins.

### Bonus Game

To participate in the Bonus Game, place a bet on '3 ROLLS' or '5 ROLLS'. If all numbers for either betting spot are drawn (3 unique numbers for '3 ROLLS' and 4

unique numbers for '5 ROLLS'), you win that bet and the Bonus Game will start right after all 20 numbers are drawn. After betting time is over, random daubs (free spaces) may also land on '3 ROLLS' and '5 ROLLS' numbers, however multipliers cannot. You can place bets and participate in the Bonus Game, regardless of whether you place any bets on the Main Game.

The Bonus Game is played with two dice. If you won your bet on '3 ROLLS', the dice will be rolled 3 times. Mr. Monopoly will walk around the 3D Monopoly board and collect your cash and multiplier prizes. If you win on '5 ROLLS', the dice will be rolled 5 times. If you win on both Bonus betting spots, they will be played one after the other as two separate Bonus Games.

The Monopoly board has the same layout as a regular Monopoly game: Properties, Utilities, Free Parking, Railways, Taxes, Jail/Go to Jail, Chance/Community Chest and GO.

Properties, Utilities, Railways and Free Parking have basic prizes.

The Bonus Game starts with randomly building houses and hotels on some properties which will increase their multipliers (ranging from 1x to 500x).

When the dice are rolled, Mr. Monopoly will walk the corresponding number of spaces on the Monopoly board. Your total Bonus Game winnings will be displayed and added to your Bonus win.

If Mr. Monopoly stops on Chance or Community Chest, you can win either a random cash prize or receive a fee.

If Mr. Monopoly stops on 'Go to Jail', he will move to the Jail space. To get out and continue moving up the board, doubles need to be rolled (the same number on both dice). Going to Jail and finishing the Bonus Game while in Jail does not affect your previous Bonus winnings. Mr. Monopoly will automatically be released from Jail after two unsuccessful double rolls and will be free to move up the board according to subsequent rolls.

If a double is rolled during regular Bonus Game play, you get an additional dice roll.

Income tax will reduce your Bonus winnings by 10% and Supertax will reduce your winnings by 20%. Taxes and fees will only be deducted if your Bonus winnings allow it.

When Mr. Monopoly passes 'GO', all the prizes thereafter on the board will be doubled.

When no more rolls are left, the Bonus Game is over. All your Bonus winnings, combined with any winnings from the Bingo Game, are then paid.

## Payouts

| Betting Spot | Payout |
|--------------|--------|
|--------------|--------|

| Betting Spot    | Payout           |
|-----------------|------------------|
| Free Space card | 2–39:1 per line  |
| Chance card     | 2–199:1 per line |
| 3 ROLLS         | Bonus Game       |
| 5 ROLLS         | Bonus Game       |

The base payout per winning card without any multipliers is 3x. If two or more lines win without multipliers, then their payouts are summed (for example, if your card wins with two lines without any multipliers, your multiplier for that card is 6x). However, if your winning card has a Standard or Line multiplier, this multiplier replaces the base multiplier (for example, if your card wins with a line that has a 10x multiplier, your multiplier for that card is 10x).

Maximum payout for all your winnings within a game round is limited to 500,000 \$. The game round continues even if your maximum payout limit is reached. The maximum payout limit is applied only at the end of the game round.

Please note that any malfunction voids the game round and all eventual payouts for the round. Bets will be returned.

## Return to Player

The optimal theoretical return-to-player (RTP) percentage is 96.10%.

Bet-specific RTP is as follows: 96.10% for Free Space, 96.10% for Chance, 95.80% for 3 ROLLS and 95.20% for 5 ROLLS.

## Place Bets

The BET LIMITS panel shows the minimum and maximum allowed bet limits at the table, which may change from time to time. Open the Bet Limits to check your current limits.

**Monopoly Big Baller \$0.20 – 1,000**

To participate in the game, you must have sufficient funds to cover your bets. You can see your current BALANCE on your screen.

BALANCE  
**\$ 100,000**

In the Immersive view, the TIMER informs you of the duration of betting time. After it expires, the betting is closed, and no more bets are accepted.

In the classic view, the TRAFFIC LIGHTS tell you the current status in the game round by informing you when you can bet (GREEN light), when the betting time is nearly over (YELLOW light), and when betting time has expired (RED light).

PLACE YOUR BETS

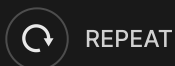
The CHIP DISPLAY allows you to select the value of each chip you wish to bet. Only chips of denominations that can be covered by your current balance will be enabled.



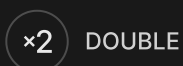
Once you have selected a chip, place your bet by simply clicking/tapping the appropriate betting spot on the game table. Each time you click/tap the betting spot, the amount of your bet increases by the value of the selected chip or up to the maximum limit for the type of bet you have selected. Once you have bet the maximum limit, no additional funds will be accepted for that bet, and a message will appear above your bet to notify you that you have bet the maximum.

NOTE: Please do not minimise your browser or open any other tab in your browser while betting time remains, and you have placed bets on the table. Such actions may be interpreted as leaving the game, and your bets will therefore be declined for that particular game round.

The REPEAT button allows you to repeat all bets (including card types) from the previous game round. This button is available only before the first chip is placed.



The DOUBLE (2x) button becomes available after you have placed any bet. Each click/tap doubles all your bets up to the maximum limit. Note that you must have a sufficient account balance to double ALL your placed bets.



The UNDO button removes the last bet you placed.



You can click/tap the UNDO button repeatedly to remove bets, one by one, in the reverse order of which they were placed. You can clear all your bets by holding the



UNDO button.

The TOTAL BET indicator displays the total amount of all bets placed in the current round.



## Chat

You can chat with the game host/presenter and other players. Enter your message in the CHAT field. To post your message, press Enter or the arrow button within the field.

Use the CHAT button to enlarge or, alternatively, to close the chat window.



You can resize and move the chat window anywhere on your screen.

## Game Number

Each game round is identified by a unique GAME NUMBER.

# 21:10:10

This number reflects when the game round began in terms of GMT by *hour: minute: second*. Please use this game number for reference (or take a screenshot of the game number) if you wish to contact Customer Service regarding a particular round.

## Sound

The SOUND button will mute/unmute all game sounds and voice from the game. Note that if you change tables, the sound will automatically unmute.



You can alter your sound settings by clicking/tapping the SETTINGS button and then selecting the SOUND tab.

## Game History

The HISTORY button will launch a window showing all game rounds you have played and the results of those rounds.



You can review your past gaming activity by viewing your:

- **ACCOUNT HISTORY** — Shows your complete account history as a list of dates, games, bet amounts and payouts. The game round completed most recently appears at the top of the list.
- **GAME HISTORY** — Shows your history related to a particular game once you click/tap the game in the **GAME** column.

## Settings

The **SETTINGS** button launches a menu of user-changeable settings.

Your chosen settings will be applied at once and will be stored to your profile. Stored settings will be launched automatically when you log in from any device.

You can alter your general and game settings.



### **GENERAL**

You can hide/unhide other players' chat messages.

### **VIDEO**

Your video quality is auto-adjusted, but you can manually change your video quality by selecting the specific stream.

### **SOUND**

You can mute/unmute your **PRESENTER'S VOICE** and **GAME SOUND** and adjust their relative volumes.

## Deposit and Withdraw

The **CASHIER** button will open the cashier/banking window for deposits and withdrawals.



## Autoplay

Once you have placed a bet, Autoplay allows you to repeat your selected bet or bets for a chosen number of game rounds.

To start Autoplay, place your bets and then click/tap the Autoplay button.



In the Autoplay panel, you can start Autoplay by selecting the number of rounds you want your bets to be repeated for.









Your selected number of Autoplay rounds will be displayed on the Autoplay button. The number of remaining Autoplay rounds will be updated, once Autoplay is started.

## Autoplay

BET PER ROUND \$ 10

|  |   |   |   |  |
|--|---|---|---|--|
| <b>5</b><br>ROUNDS<br><br>\$ 50<br>TOTAL | <b>9</b><br>ROUNDS<br><b>STOP</b><br>\$ 90<br>TOTAL | <b>25</b><br>ROUNDS<br><br>\$ 250<br>TOTAL | <b>50</b><br>ROUNDS<br><br>\$ 500<br>TOTAL | <b>100</b><br>ROUNDS<br><br>\$ 1,000<br>TOTAL |
|--|---|---|---|--|

Your total Autoplay bet amount is calculated by multiplying the number of Autoplay rounds with the value of your total bet. It is indicated under each Autoplay rounds card. Your remaining Autoplay limit will also be displayed under each Autoplay rounds card, once Autoplay has started.

Your automatic game rounds will continue until either your chosen number of Autoplay rounds are complete, or you choose to stop Autoplay by clicking/tapping STOP.

STOP

When Autoplay is stopped, you will be able to repeat previously selected bets and rounds by clicking/tapping REPEAT.

REPEAT

If you place additional bets on the betting grid or double your bets while Autoplay is running, a message will appear that will allow you to choose to continue Autoplay with your changed bets. If you don't confirm to continue, Autoplay will be stopped.

## Responsible Gaming

The RESPONSIBLE GAMING button allows you to access the page outlining the Responsible Gaming policy. This page provides useful information and links regarding responsible online gaming behaviour and how to set limitations to your game sessions.



## Error Handling

If there is an error in the game, system or game procedure, the game round will be temporarily paused while the game host/presenter notifies the service manager. You and other players will be notified via Chat, or by an on-screen pop-up message, that the issue is being investigated. If the manager can immediately resolve the error, the game round will continue as normal. If immediate resolution is not


possible, the game round will be cancelled, and initial bets will be refunded to all players who participated in the game round.

## Disconnection Policy

If you are disconnected from a game round, any placed bets remain valid and are settled in your absence. Upon reconnecting, you can view bet outcomes in the History window.

## More Games

The LOBBY button can be selected at any time from any game.

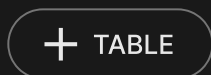


It allows you to easily change the game table or select any other live game. You will not be removed from this game until you have actually selected the new game/table you wish to join. You can use the LOBBY to browse other games while still playing in your current game.

## Multi-Game Play

If you enjoy non-stop action, you can join more than one game table — then view and play them simultaneously, all in the same browser window!

After you have joined at least one game table, click on LOBBY. In the lobby or game, click the +TABLE button associated with that table to join it. Certain tables may be unavailable for multi-game play and will therefore not display a +TABLE button.



After you have joined multiple tables, you will be able to resize your browser window as a whole, but you will not be able to resize each game table window separately.

You can exit any table without affecting your presence at other tables you have joined. To exit a table, click the X button.

Please note:

- You will exit a table automatically if you join the same table through a different device/browser.
- If you click directly on a table icon instead of the +TABLE button, you will merely *switch* tables instead of joining the chosen table *in addition* to the table you joined previously.

We kindly advise you to join only as many tables as your screen can accommodate while still allowing you to place bets deliberately and accurately.

## Shortcut Keys

Shortcut keys can be used to quickly perform useful game functions.

| KEY                               | FUNCTION   |
|-----------------------------------|--|
| Number Keys from 1 onwards        | Select the desired chip from the chip display. Key "1" corresponds to the leftmost chip with the lowest value. Key "2" selects the next highest value chip, and so on.                     |
| SPACEBAR                          | Repeat your most recent bet. Press SPACEBAR a second time to double your bet.  |
| CTRL+Z (CMD+Z), DELETE, BACKSPACE | Undo your last bet. Hold for 3 seconds to remove all your bets.  |
| ESC                               | When applicable, the ESC key can be used to: <ul style="list-style-type: none"><li>• Exit full-screen mode</li><li>• Close an open pop-up window (History, Help, Settings, etc.)</li></ul> |