

Game Objective


The objective of Fan Tan is to predict the number of beads remaining in the last line once the selected beads are removed and sorted into lines of four.

Game Rules

During the betting time, a random number of beads is selected from a pile of beads using a cup — only the selected beads participate in the current game round.

After betting time has expired, the selected beads are sorted on the table into lines of four beads in each line.

Bead sorting is performed using a special stick. The final remaining beads (between 1 and 4 beads) are placed in a line in the centre of the table and that number represents the game result.



Game View

Fan Tan can be played in a choice of two views — the default or the advanced game view. The default game view displays the main bet types, while the advanced game view includes more traditional Fan Tan bet types.

- It is possible to switch between the two game views by a simple click/tap on the view switching button. The view switching button changes depending on the selected view mode.



- Switching from the default to advanced game view is possible during any game phase.

- Switching from advanced to the default game view is available only if you have no bets placed or your bets are placed only on the bet spots that are available in a default game view.

Bet Types

You can place different bets on the Fan Tan table, and each type of bet has its own payout. Your bet is returned on top of your winnings. The available bet spots depend on the game view you have selected.

Bet types in the default game view:

Small 0.95 : 1			
2.85 : 1	1	2	2.85 : 1
0.95 : 1	Odd	Even	0.95 : 1
2.85 : 1	3	4	2.85 : 1
Big 0.95 : 1			

- 1, 2, 3, 4 — place your bet on a single number of remaining beads — 1, 2, 3 or 4. Wins pay 2.85:1.
- Big/Small — place your bet on the number of remaining beads being Small (1 or 2) or Big (3 or 4). Wins pay 0.95:1.
- Odd/Even — place your bet on the number of remaining beads being Odd (1 or 3) or Even (2 or 4). Wins pay 0.95:1.

Bet types in the advanced game view:

Kwok 1-2 0.95 : 1	1 Nim 2 1.90 : 1	1 Nim 3 1.90 : 1	1 Nim 4 1.90 : 1	Kwok 4-1 0.95 : 1
2 Nim 1 1.90 : 1	2	Small 0.95 : 1	Big 0.95 : 1	4
2 Nim 3 1.90 : 1	0.95 : 1	Odd 0.95 : 1	Even 0.95 : 1	0.95 : 1
2 Nim 4 1.90 : 1	2.85 : 1	3	2.85 : 1	4
Kwok 2-3 0.95 : 1	3 Nim 1 1.90 : 1	3 Nim 2 1.90 : 1	3 Nim 4 1.90 : 1	Kwok 3-4 0.95 : 1
Ssh 3-2-1 0.316667 : 1	Ssh 2-1-4 0.316667 : 1	Ssh 4-3-2 0.316667 : 1	Ssh 1-4-3 0.316667 : 1	

- A. 1, 2, 3, 4 — place your bet on a single number of remaining beads — 1, 2, 3 or 4. Wins pay 2.85:1.
- B. Big/Small — place your bet on the number of remaining beads being Small (1 or 2) or Big (3 or 4). Wins pay 0.95:1.
- C. Odd/Even — place your bet on the number of remaining beads being Odd (1 or 3) or Even (2 or 4). Wins pay 0.95:1.
- D. Nim — place your bet on 2 possible numbers of beads remaining. If the first number displayed on the Nim bet spot is the game result, it counts as a win. Wins pay 1.90:1. If the last number displayed on the Nim bet spot is the game result, it counts as a push and your initial bet is returned.
- E. Kwok — place your bet on 2 possible numbers of beads remaining. Numbers on the Kwok bet spots show which 2 numbers will count as winning ones. Wins pay 0.95:1.
- F. Ssh — place your bet on 3 possible numbers of beads remaining. Numbers on the Ssh bet spots show which 3 numbers will count as winning ones. Wins pay 0.316667:1.

Payouts

Your payout depends on the type of placed bet. Your bet is returned on top of your winnings.

Bet	Payout
1, 2, 3, 4	2.85
ODD / EVEN	0.95
BIG / SMALL	0.95
KWOK	0.95
NIM	1.90
SSH	0.316667

Please note that any malfunction voids the game round and all eventual payouts for the round. Bets will be returned.

Return to Player

The optimal theoretical return-to-player (RTP) is 98.75% based on Ssh bet. RTP range is 96.25–98.75%.

Place Bets

The BET LIMITS panel shows the minimum and maximum allowed bet limits at the table, which may change from time to time. Open the Bet Limits to check your current limits.

Fan Tan \$ 0.20 – 2,500

To participate in the game, you must have sufficient funds to cover your bets. You can see your current BALANCE on your screen.

BALANCE
\$ 100,000

The CHIP DISPLAY allows you to select the value of each chip you wish to bet. Only chips of denominations that can be covered by your current balance will be enabled.



Once you have selected a chip, place your bet by simply clicking/tapping the appropriate betting spot on the game table. Each time you click/tap the betting spot, the amount of your bet increases by the value of the selected chip or up to the maximum limit for the type of bet you have selected. Once you have bet the maximum limit, no additional funds will be accepted for that bet, and a message will appear above your bet to notify you that you have bet the maximum.

NOTE: Please do not minimise your browser or open any other tab in your browser while betting time remains, and you have placed bets on the table. Such actions may be interpreted as leaving the game, and your bets will therefore be declined for that particular game round.

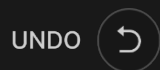
The REPEAT button allows you to repeat all bets from the previous game round. This button is available only before the first chip is placed.



The DOUBLE (2x) button becomes available after you have placed any bet. Each click/tap doubles all your bets up to the maximum limit. Note that you must have a sufficient account balance to double ALL your placed bets.

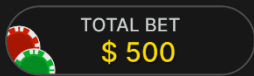


The UNDO button removes the last bet you placed.



You can click/tap the UNDO button repeatedly to remove bets, one by one, in the reverse order of which they were placed. You can clear all your bets by holding the UNDO button.

The TOTAL BET indicator displays the total amount of all bets placed in the current round.




Bet Statistics

The total wager placed on a particular bet spot (1, 2, 3 or 4) is shown as well as the number of players who placed bets on the spot.

Recent Game Results

The most recent results are displayed on the top line on mobile devices and desktop. In desktop view additional percentage bars of the game results are also shown.



If you would like to see more details, click/tap the STATISTICS button to view an expanded table with the winning numbers of beads and result statistics for up to the last 500 game rounds.



Detailed game result statistics contain the recent game results and represent the percentage for bet spots 1, 2, 3, 4, Odd and Even, Big and Small. Use the slider at the bottom to alter the number of recent game rounds you would like to see.

This representation of recent game results may be of help to you in predicting the results of future rounds.

Chat

You can chat with the game host/presenter and other players. Enter your message in the CHAT field. To post your message, press Enter or the arrow button within the field.

Players who misuse Chat by abusing the Game Presenter or other players, or by using inappropriate and/or offensive language will have their Chat privileges disabled.

Use the CHAT button to enlarge or, alternatively, to close the chat window.



You can resize and move the chat window anywhere on your screen.

Game Number

Each game round is identified by a unique GAME NUMBER.

21:10:10

This number reflects when the game round began in terms of GMT by *hour: minute: second*. Please use this game number for reference (or take a screenshot of the game number) if you wish to contact Customer Service regarding a particular round.

Sound

The SOUND button will mute/unmute all game sounds and voice from the game. Note that if you change tables, the sound will automatically unmute.



You can alter your sound settings by clicking/tapping the **SETTINGS** button and then selecting the **SOUND** tab.

Game History

The **HISTORY** button will launch a window showing all game rounds you have played and the results of those rounds.



You can review your past gaming activity by viewing your:

- **ACCOUNT HISTORY** — Shows your complete account history as a list of dates, games, bet amounts and payouts. The game round completed most recently appears at the top of the list.
- **GAME HISTORY** — Shows your history related to a particular game once you click/tap the game in the **GAME** column.

Settings

The **SETTINGS** button launches a menu of user-changeable settings.

Your chosen settings will be applied at once and will be stored to your profile. Stored settings will be launched automatically when you log in from any device.

You can alter your general and game settings.



GENERAL

You can hide/unhide other players' chat messages.

VIDEO

Your video quality is auto-adjusted, but you can manually change your video quality by selecting the specific stream.

SOUND

You can mute/unmute your PRESENTER'S VOICE and GAME SOUND and adjust their relative volumes.

Deposit and Withdraw

The CASHIER button will open the cashier/banking window for deposits and withdrawals.



Error Handling

If there is an error in the game, system or game procedure, the game round will be temporarily paused while the game host/presenter notifies the service manager. You and other players will be notified via Chat, or by an on-screen pop-up message, that the issue is being investigated. If the manager can immediately resolve the error, the game round will continue as normal. If immediate resolution is not possible, the game round will be cancelled, and initial bets will be refunded to all players who participated in the game round.

Disconnection Policy

If you are disconnected from a game round, any placed bets remain valid and are settled in your absence. Upon reconnecting, you can view bet outcomes in the History window.

More Games

The LOBBY button can be selected at any time from any game.



It allows you to easily change the game table or select any other live game. You will not be removed from this game until you have actually selected the new game/table you wish to join. You can use the LOBBY to browse other games while still playing in your current game.

Multi-Game Play

If you enjoy non-stop action, you can join more than one game table — then view and play them simultaneously, all in the same browser window!

After you have joined at least one game table, click on LOBBY. In the lobby or game, click the +TABLE button associated with that table to join it. Certain tables may be unavailable for multi-game play and will therefore not display a +TABLE button.



After you have joined multiple tables, you will be able to resize your browser window as a whole, but you will not be able to resize each game table window separately.

You can exit any table without affecting your presence at other tables you have joined. To exit a table, click the X button.

Please note:

- You will exit a table automatically if you join the same table through a different device/browser.
- If you click directly on a table icon instead of the +TABLE button, you will merely *switch* tables instead of joining the chosen table *in addition* to the table you joined previously.

We kindly advise you to join only as many tables as your screen can accommodate while still allowing you to place bets deliberately and accurately.

Shortcut Keys

Shortcut keys can be used to quickly perform useful game functions.

KEY	FUNCTION
Number Keys from 1 onwards	Select the desired chip from the chip display. Key “1” corresponds to the leftmost chip with the lowest value. Key “2” selects the next highest value chip, and so on.

KEY	FUNCTION
SPACEBAR	Repeat your most recent bet. Press SPACEBAR a second time to double your bet.
CTRL+Z (CMD+Z), DELETE, BACKSPACE	Undo your last bet. Hold for 3 seconds to remove all your bets.
ESC	When applicable, the ESC key can be used to: <ul style="list-style-type: none">• Exit full-screen mode• Close an open pop-up window (History, Help, Settings, etc.)